



# SAN BENITO COUNTY

TRACEY BELTON  
DIRECTOR

Health & Human Services Agency

COMMUNITY SERVICES & WORKFORCE DEVELOPMENT

1161 SAN FELIPE ROAD, BLDG B • HOLLISTER, CA 95023

(831) 637-9293 • FAX (831) 637-0996

## SAN BENITO COUNTY COMMUNITY ACTION BOARD (CAB)

1161 San Felipe Road, Building B, Hollister, CA 95023

Youth ad hoc Committee

### Agenda

May 11, 2022, 5:30 P.M.

*Mission: The Community Action Board is committed to advocate for the vulnerable population in our community with resources, knowledge, and opportunities for advancement and independence.*

*Vision: Ending Poverty by Empowering People*

## THIS MEETING WILL BE CONDUCTED PURSUANT TO THE PROVISIONS OF THE GOVERNOR'S EXECUTIVE ORDER N-29-20 DATED MARCH 17, 2020, WHICH SUSPENDS CERTAIN REQUIREMENTS OF THE RALPH M. BROWN ACT.

At this time, the Community Action Board (CAB) is continuing to hold board meetings to conduct essential business. Members of the public are encouraged to participate electronically. Based on guidance from the California Department of Public Health, the Governor's Executive Order and Office, and the San Benito County Public Health Officer

Join Zoom Meeting

<https://us06web.zoom.us/j/89681181926?pwd=bmc0NThDRm9ZYjNzQ0ZERzBVeXQwUT09>

Meeting ID: 896 8118 1926

Passcode: 655308

One tap mobile

+14086380968,,89681181926#,,,,\*655308# US (San Jose)

+16699006833,,89681181926#,,,,\*655308# US (San Jose)

*Standard 5.5 The department's tripartite board/advisory body meets in accordance with the frequency and quorum requirements and fills board vacancies as set out in its governing documents. Quorum Met: Yes  No  \*=Excused Absence*

| District    | Board Member:                                 | District:   | Board Member                                 |
|-------------|---|-------------|--|
| 3-Hernandez | <input type="checkbox"/> Christy Eggers, CAB  | 3-Hernandez | <input type="checkbox"/> Luna Mar Canela, YC |
| 1-Medina    | <input type="checkbox"/> Gabriella Romero, YC | 4-Tiffany   | <input type="checkbox"/> Vacant              |
| 2-Kosmicki  | <input type="checkbox"/> Vacant               | 5-Gonzales  | <input type="checkbox"/> Vacant              |

### I. General:

A. Public Comment Period: Select the "Participants Tab" and click "Raise Hand" icon, the zoom facilitator will unmute you when your turn arrives. Guests may introduce themselves and request to comment on any non-agenda items. Time is limited to three (3) minutes per guest unless the board determines that more time is needed.

B. Welcome:

C. Youth Survey:

1. Survey End Date: Discuss end date for survey.
2. Prizes: Discuss hosting a Raffle Prize date and how to promote and have youth involved.



COMMUNITY ACTION BOARD & WORKFORCE Development BOARD

SERVING SAN BENITO COUNTY SINCE 1978

The County CSWD is an equal opportunity employer/program



The County of San Benito complies with the Americans with Disabilities Act (ADA) by assuring that auxiliary aids for services are available upon request to persons with disabilities. Persons with hearing disabilities can call the TDD/TTY phone (831) 637-3265. Persons requiring any special needs for access should call the CSWD office at 831-637-9293 at least five business days before the needed date to arrange for the special accommodations.

3. **Next Steps**: Discuss what to do with the results of the survey, how to share with partners. Enclosed are the results which can also be viewed at:  
[https://reporting.alchemer.com/r/338945\\_620705e4ab7594.27009338](https://reporting.alchemer.com/r/338945_620705e4ab7594.27009338)
4. **Youth involvement**: Provide direction to YC2021 on how to involve youth who expressed an interest in being involved on the YC2021 committee.

D. **Youth Center**: Discuss possible partnership with Youth Alliance, grant funding, next steps.

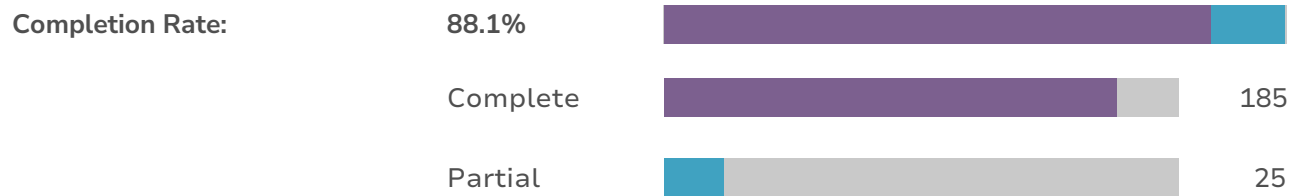
E. **Virtual Youth Rally**: Discuss the possibility of hosting a Virtual Youth Rally.

II. **Additional Information**:

III. **Adjournment**:

# Report for Community Youth Center Survey 2022

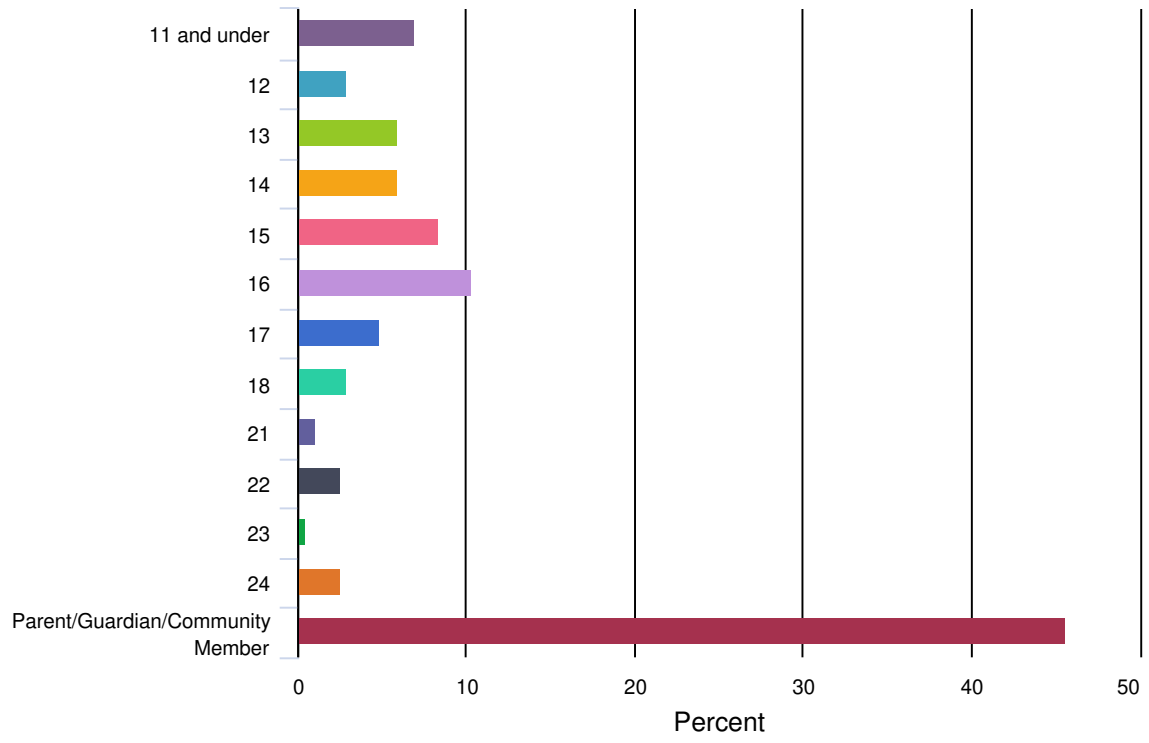
## Response Counts



---

Totals: 210

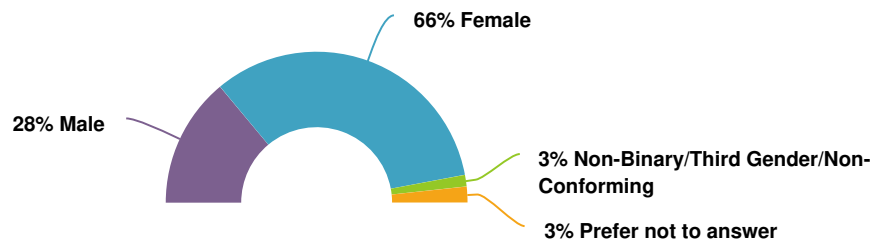
# 1. Age



| Value                            |  | Percent | Responses |
|----------------------------------|--|---------|-----------|
| 11 and under                     |  | 6.9%    | 14        |
| 12                               |  | 2.9%    | 6         |
| 13                               |  | 5.9%    | 12        |
| 14                               |  | 5.9%    | 12        |
| 15                               |  | 8.3%    | 17        |
| 16                               |  | 10.3%   | 21        |
| 17                               |  | 4.9%    | 10        |
| 18                               |  | 2.9%    | 6         |
| 21                               |  | 1.0%    | 2         |
| 22                               |  | 2.5%    | 5         |
| 23                               |  | 0.5%    | 1         |
| 24                               |  | 2.5%    | 5         |
| Parent/Guardian/Community Member |  | 45.6%   | 93        |

Totals: 204

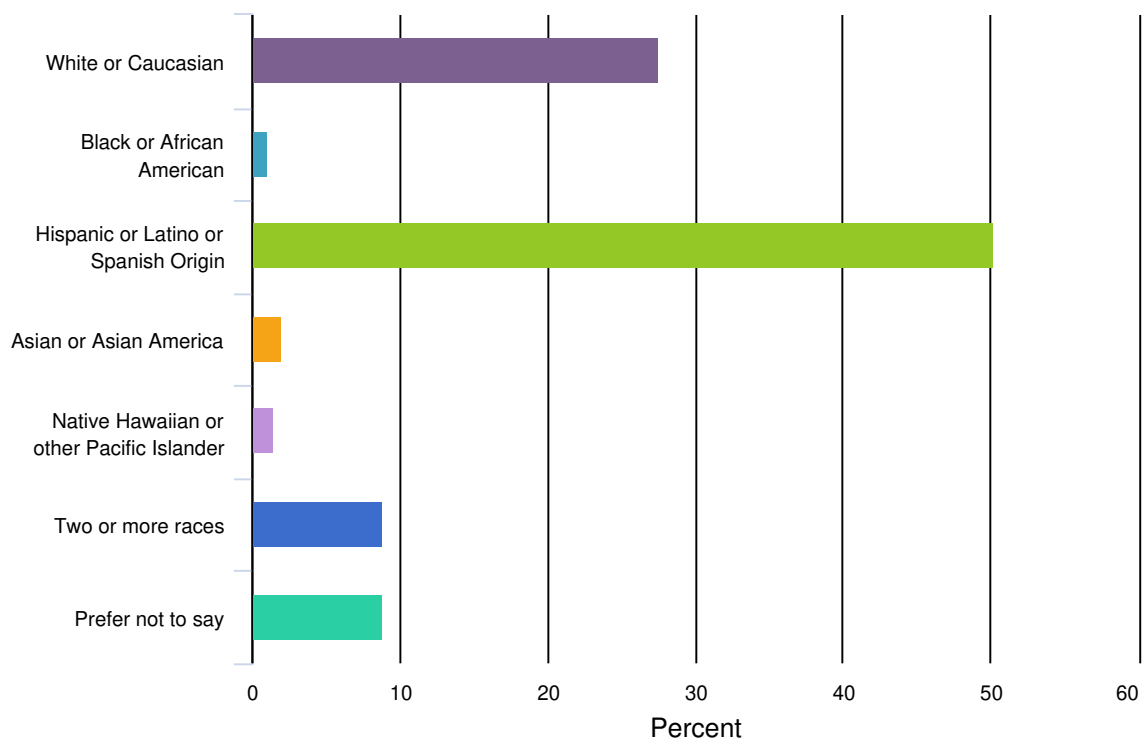
## 2. What is your gender



| Value                                  | Percent | Responses |
|--|---------|-----------|
| Male                                   | 27.9%   | 57        |
| Female                                 | 66.2%   | 135       |
| Non-Binary/Third Gender/Non-Conforming | 2.5%    | 5         |
| Prefer not to answer                   | 3.4%    | 7         |

Totals: 204

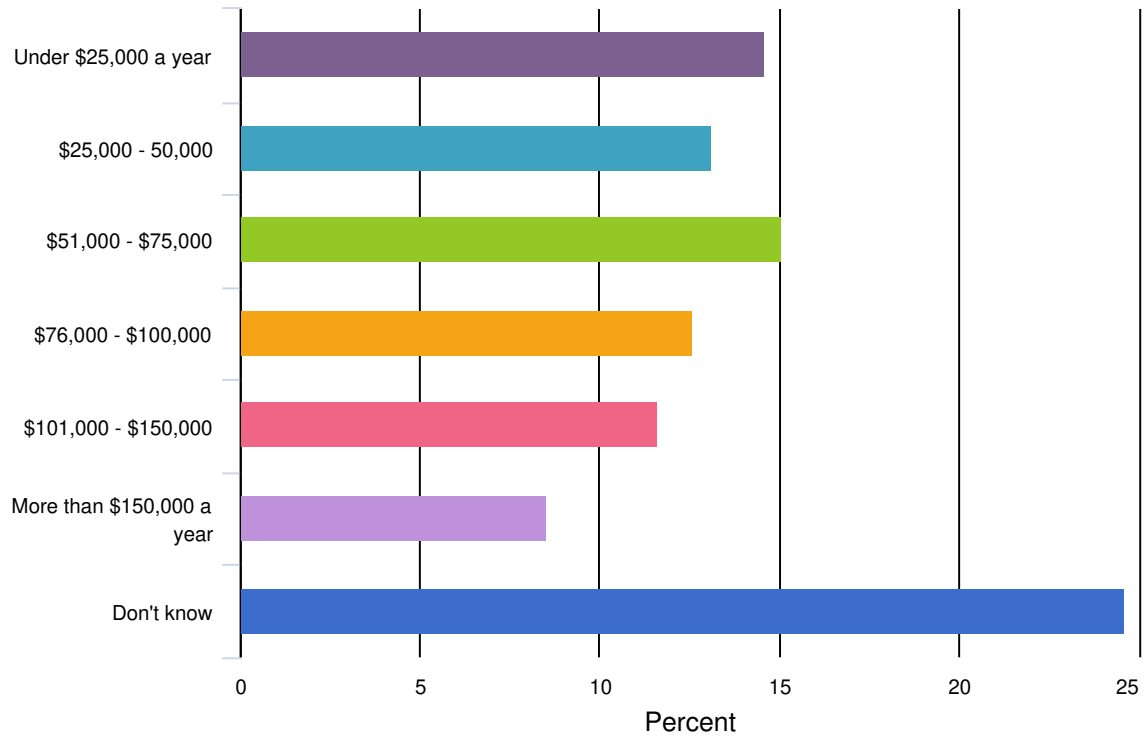
### 3. Race/Ethnicity



| Value                                     | Percent | Responses |
|---|---------|-----------|
| White or Caucasian                        | 27.6%   | 56        |
| Black or African American                 | 1.0%    | 2         |
| Hispanic or Latino or Spanish Origin      | 50.2%   | 102       |
| Asian or Asian America                    | 2.0%    | 4         |
| Native Hawaiian or other Pacific Islander | 1.5%    | 3         |
| Two or more races                         | 8.9%    | 18        |
| Prefer not to say                         | 8.9%    | 18        |

Totals: 203

## 4. Family Income

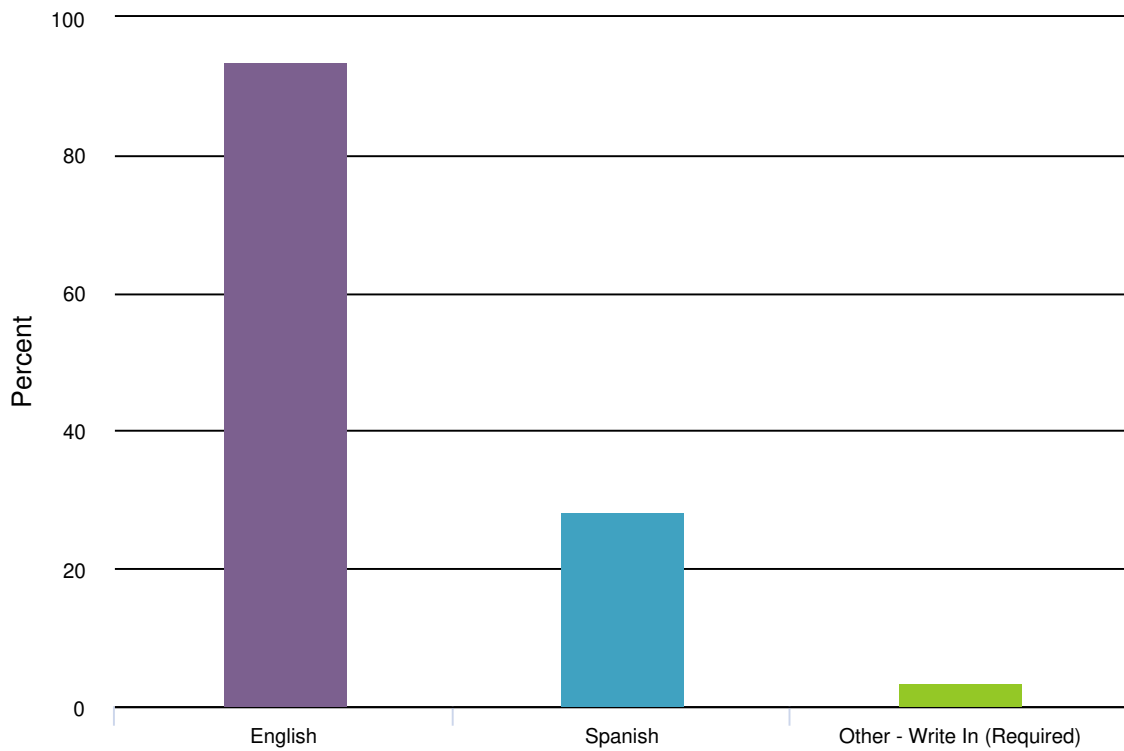


| Value                      | Percent | Responses |
|----------------------------|---------|-----------|
| Under \$25,000 a year      | 14.6%   | 29        |
| \$25,000 - 50,000          | 13.1%   | 26        |
| \$51,000 - \$75,000        | 15.1%   | 30        |
| \$76,000 - \$100,000       | 12.6%   | 25        |
| \$101,000 - \$150,000      | 11.6%   | 23        |
| More than \$150,000 a year | 8.5%    | 17        |
| Don't know                 | 24.6%   | 49        |

Totals: 199



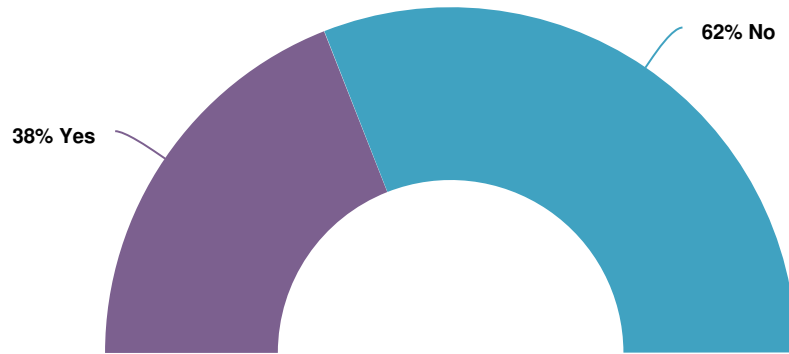
### 5. What language do you speak at home? (Check all that apply)





| Value                       | Percent | Responses |
|-----------------------------|---------|-----------|
| English                     | 93.6%   | 189       |
| Spanish                     | 28.2%   | 57        |
| Other - Write In (Required) | 3.5%    | 7         |

| Other - Write In (Required) | Count |
|-----------------------------|-------|
| Vietnamese                  | 2     |
| Another language            | 1     |
| Dari                        | 1     |
| English                     | 1     |
| English Spanish             | 1     |
| Illocano                    | 1     |
| Totals                      | 7     |

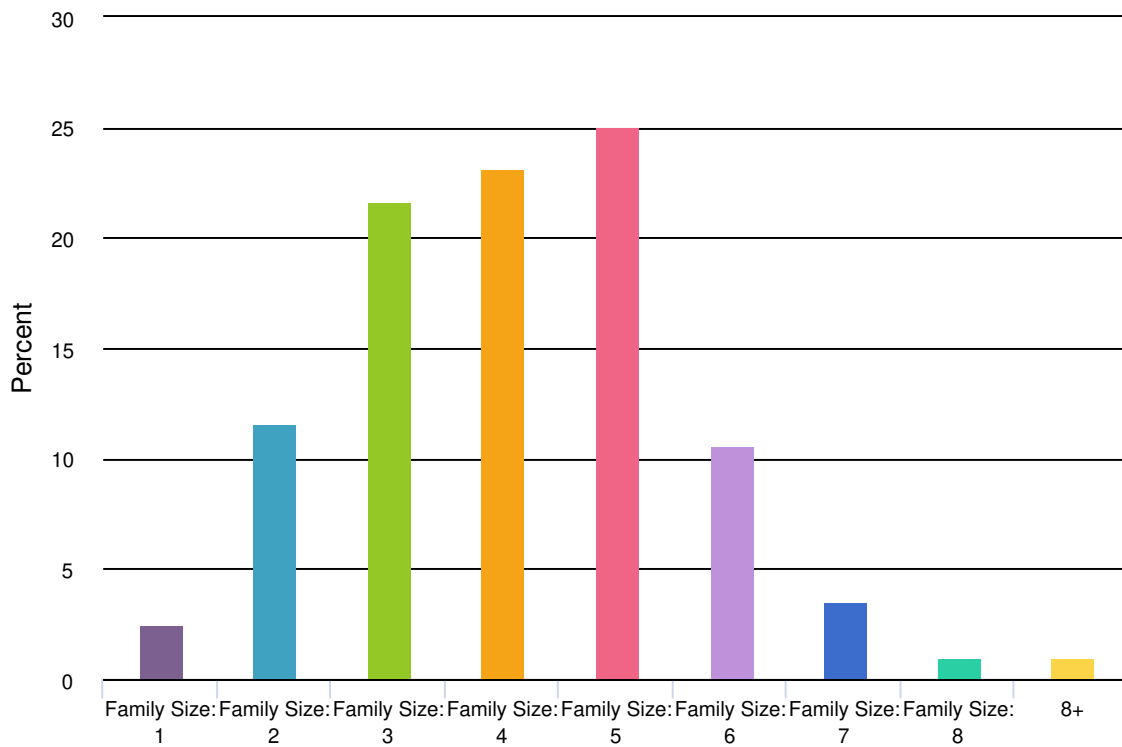
6. I would like information on how I can participate in the Youth ad hoc Committee.



| Value |   | Percent | Responses |
|-------|---|---------|-----------|
| Yes   |  | 38.1%   | 75        |
| No    |  | 61.9%   | 122       |

Totals: 197

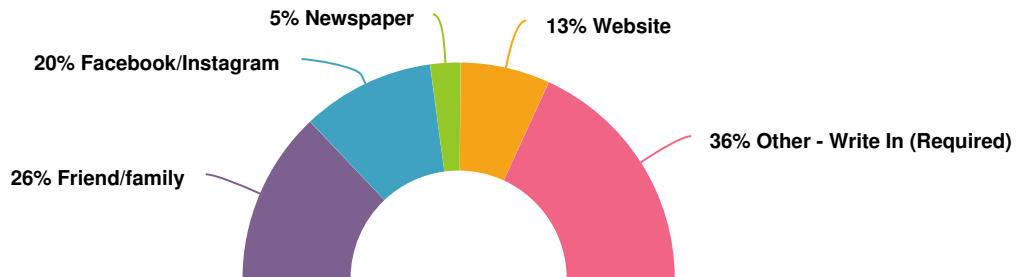
## 7. What is your family size?



| Value          | Percent | Responses |
|----------------|---------|-----------|
| Family Size: 1 | 2.5%    | 5         |
| Family Size: 2 | 11.6%   | 23        |
| Family Size: 3 | 21.6%   | 43        |
| Family Size: 4 | 23.1%   | 46        |
| Family Size: 5 | 25.1%   | 50        |
| Family Size: 6 | 10.6%   | 21        |
| Family Size: 7 | 3.5%    | 7         |
| Family Size: 8 | 1.0%    | 2         |
| 8+             | 1.0%    | 2         |

Totals: 199

## 8. How did you hear about this survey?



| Value                       | Percent | Responses |
|-----------------------------|---------|-----------|
| Friend/family               | 25.9%   | 52        |
| Facebook/Instagram          | 19.9%   | 40        |
| Newspaper                   | 4.5%    | 9         |
| Website                     | 13.4%   | 27        |
| Other - Write In (Required) | 36.3%   | 73        |

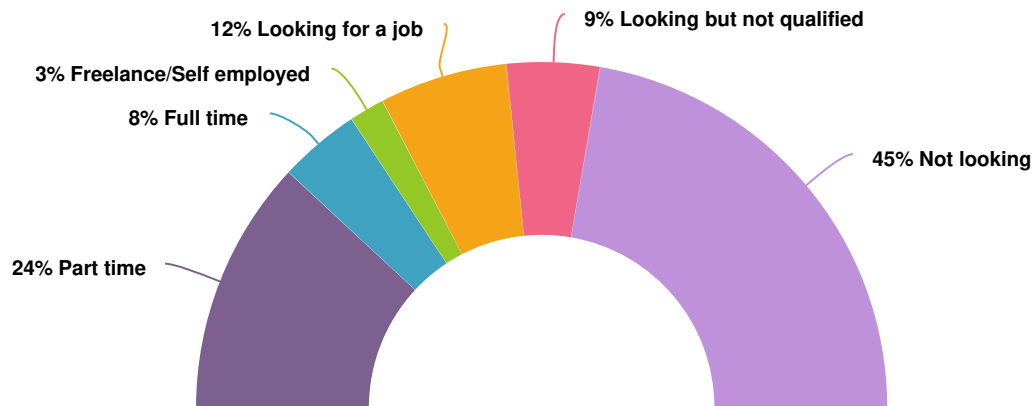
Totals: 201

| Other - Write In (Required) | Count |
|-----------------------------|-------|
| Youth Expo                  | 9     |
| Text                        | 5     |
| Youth group                 | 5     |
| Text message                | 3     |
| Totals                      | 73    |

| <b>Other - Write In (Required)</b>                  | <b>Count</b> |
|---|--------------|
| Youth expo  | 3            |
| Expo  | 2            |
| School  | 2            |
| Text message  | 2            |
| school  | 2            |
| A lady gave me a paper                              | 1            |
| Activity led by a committee member                  | 1            |
| At a public place                                   | 1            |
| At youth expo                                       | 1            |
| Benito link Twitter                                 | 1            |
| Church  | 1            |
| Classroom   | 1            |
| Community Fair                                      | 1            |
| Cswd  | 1            |
| Cswd member   | 1            |
| ECC is helping me, they sent a email with the link. | 1            |
| EDD   | 1            |
| Email   | 1            |
| Employer  | 1            |
| Event   | 1            |
| Google Classroom                                    | 1            |
| Hollister, CA Youth Expo                            | 1            |
| I heard about this survey on Google Classroom       | 1            |
| <b>Totals</b>                                       | <b>73</b>    |

| <b>Other - Write In (Required)</b> | <b>Count</b> |
|------------------------------------|--------------|
| I was informed by Ms.Veronica      | 1            |
| Memorial expo                      | 1            |
| Newsletter                         | 1            |
| Next Door                          | 1            |
| Nextdoor                           | 1            |
| Nextdoor                           | 1            |
| Nextdoor ap                        | 1            |
| Pastor                             | 1            |
| Received text                      | 1            |
| Received text message              | 1            |
| School Twitter                     | 1            |
| School workability                 | 1            |
| Teacher                            | 1            |
| Text                               | 1            |
| Text to me                         | 1            |
| Youth Expo Fair                    | 1            |
| Youth Group                        | 1            |
| Youth Group                        | 1            |
| Youth event                        | 1            |
| email                              | 1            |
| google classroom                   | 1            |
| school email                       | 1            |
| <b>Totals</b>                      | <b>73</b>    |

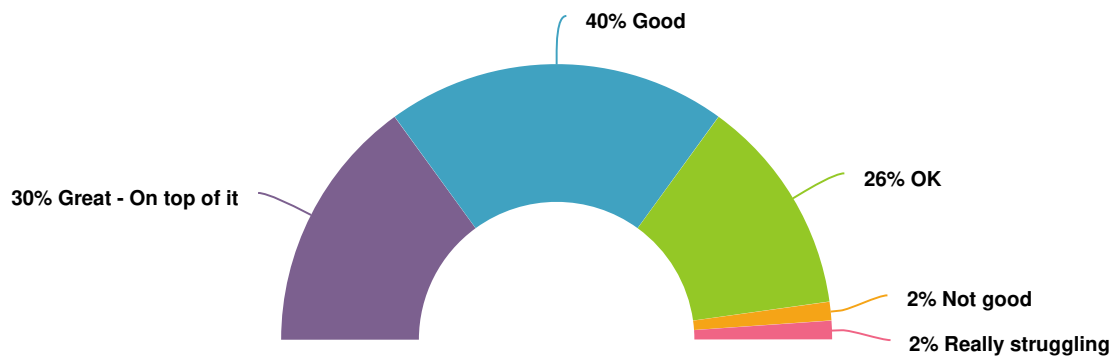
## 9. Are you employed?








| Value                     | Percent | Responses |
|---------------------------|---------|-----------|
| Part time                 | 23.9%   | 22        |
| Full time                 | 7.6%    | 7         |
| Freelance/Self employed   | 3.3%    | 3         |
| Looking for a job         | 12.0%   | 11        |
| Looking but not qualified | 8.7%    | 8         |
| Not looking               | 44.6%   | 41        |

Totals: 92

## 10. How are you doing in school?

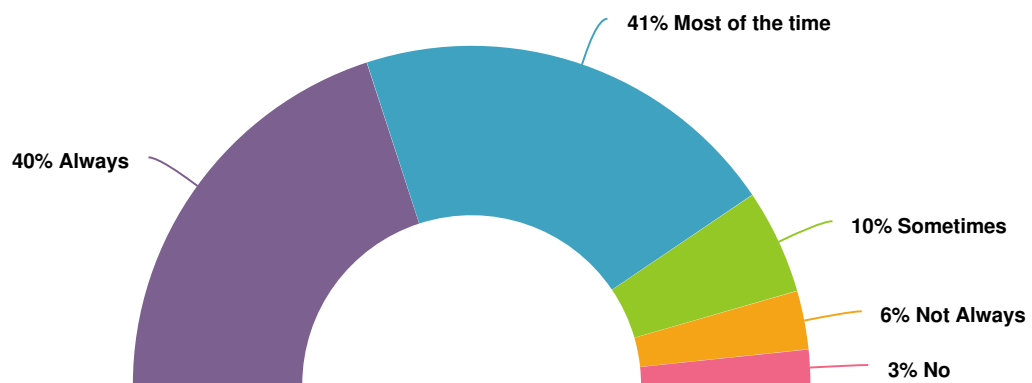







| Value                |   | Percent | Responses |
|----------------------|---|---------|-----------|
| Great - On top of it |  | 30.0%   | 27        |
| Good                 |  | 40.0%   | 36        |
| OK                   |  | 25.6%   | 23        |
| Not good             |  | 2.2%    | 2         |
| Really struggling    |  | 2.2%    | 2         |

Totals: 90



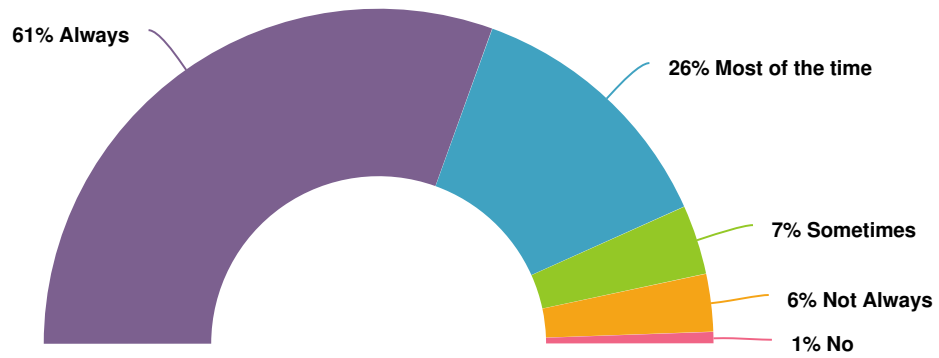
## 11. Do you have access to reliable internet?








| Value            |   | Percent | Responses |
|------------------|---|---------|-----------|
| Always           |  | 40.0%   | 36        |
| Most of the time |  | 41.1%   | 37        |
| Sometimes        |  | 10.0%   | 9         |
| Not Always       |  | 5.6%    | 5         |
| No               |  | 3.3%    | 3         |

Totals: 90

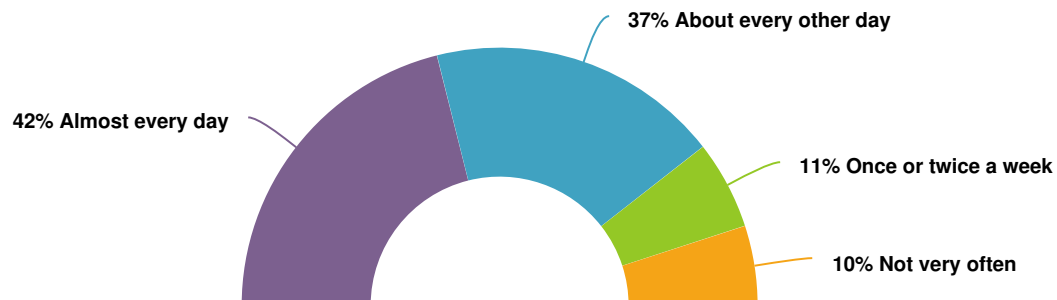
## 12. Do you have access to a computer to do your assignments?







| Value            |   | Percent | Responses |
|------------------|---|---------|-----------|
| Always           |  | 61.1%   | 55        |
| Most of the time |  | 25.6%   | 23        |
| Sometimes        |  | 6.7%    | 6         |
| Not Always       |  | 5.6%    | 5         |
| No               |  | 1.1%    | 1         |

Totals: 90

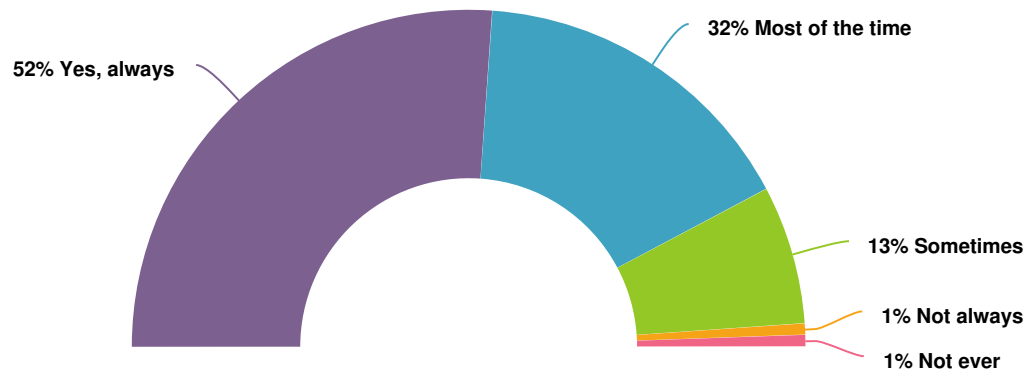
### 13. How often are you physically active?








| Value                 |   | Percent | Responses |
|-----------------------|---|---------|-----------|
| Almost every day      |  | 42.2%   | 38        |
| About every other day |  | 36.7%   | 33        |
| Once or twice a week  |  | 11.1%   | 10        |
| Not very often        |  | 10.0%   | 9         |

Totals: 90

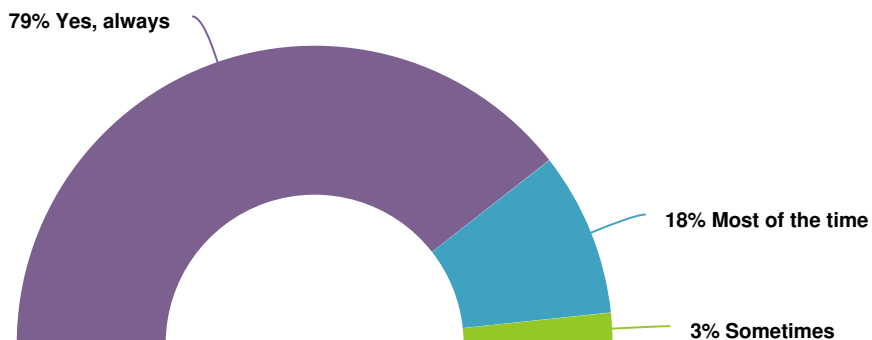
## 14. Do you have access to healthy food?






| Value            |   | Percent | Responses |
|------------------|---|---------|-----------|
| Yes, always      |  | 52.2%   | 47        |
| Most of the time |  | 32.2%   | 29        |
| Sometimes        |  | 13.3%   | 12        |
| Not always       |  | 1.1%    | 1         |
| Not ever         |  | 1.1%    | 1         |

Totals: 90

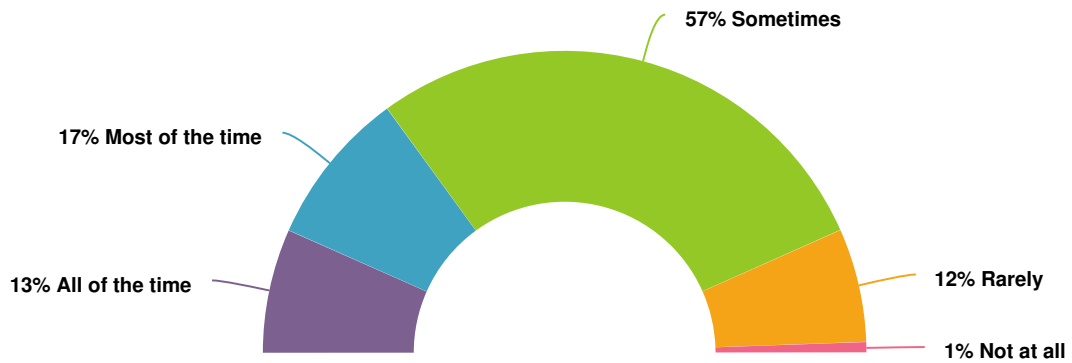
### 15. Do you have a place to prepare food?








| Value            |   | Percent | Responses |
|------------------|---|---------|-----------|
| Yes, always      |  | 78.9%   | 71        |
| Most of the time |  | 17.8%   | 16        |
| Sometimes        |  | 3.3%    | 3         |

Totals: 90

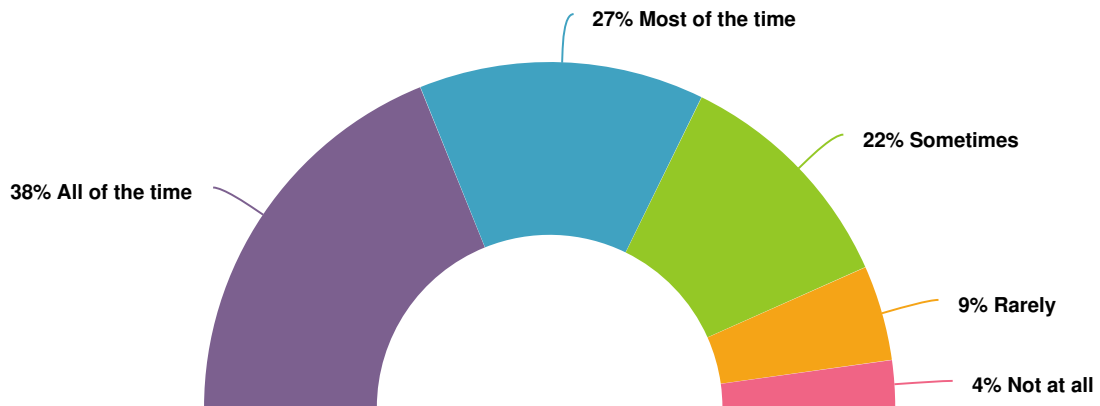
16. How often do you feel overwhelmed, frustrated or misunderstood?



| Value            |   | Percent | Responses |
|------------------|---|---------|-----------|
| All of the time  |  | 13.3%   | 12        |
| Most of the time |  | 16.7%   | 15        |
| Sometimes        |  | 56.7%   | 51        |
| Rarely           |  | 12.2%   | 11        |
| Not at all       |  | 1.1%    | 1         |

Totals: 90

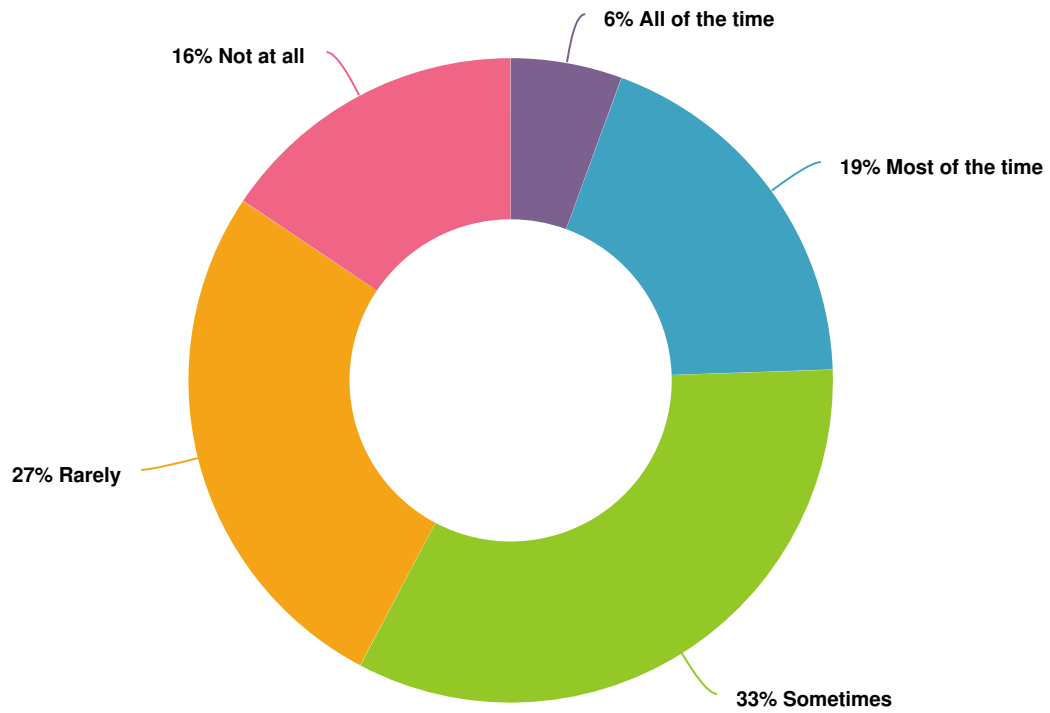
## 17. Do you have access to privacy?



| Value            |  | Percent | Responses |
|------------------|--|---------|-----------|
| All of the time  |  | 37.8%   | 34        |
| Most of the time |  | 26.7%   | 24        |
| Sometimes        |  | 22.2%   | 20        |
| Rarely           |  | 8.9%    | 8         |
| Not at all       |  | 4.4%    | 4         |

Totals: 90

## 18. Do you feel disconnected from people?



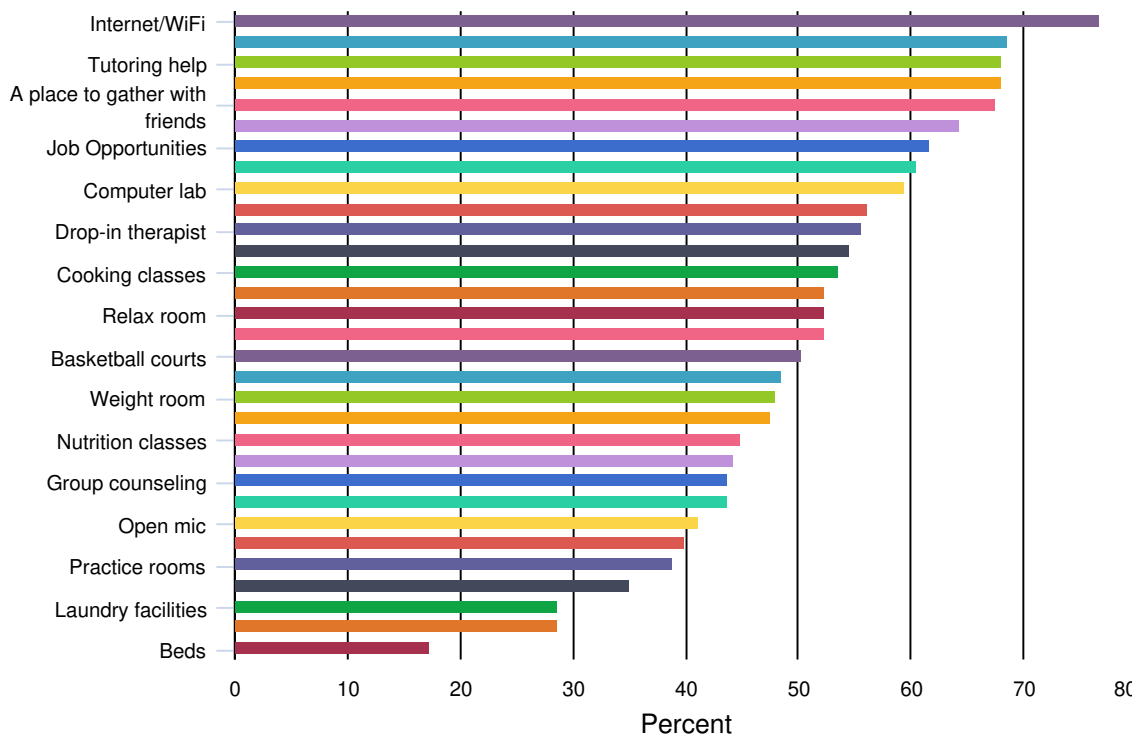
| Value            | Percent | Responses |
|------------------|---------|-----------|
| All of the time  | 5.6%    | 5         |
| Most of the time | 18.9%   | 17        |
| Sometimes        | 33.3%   | 30        |
| Rarely           | 26.7%   | 24        |
| Not at all       | 15.6%   | 14        |

Totals: 90

### Statistics



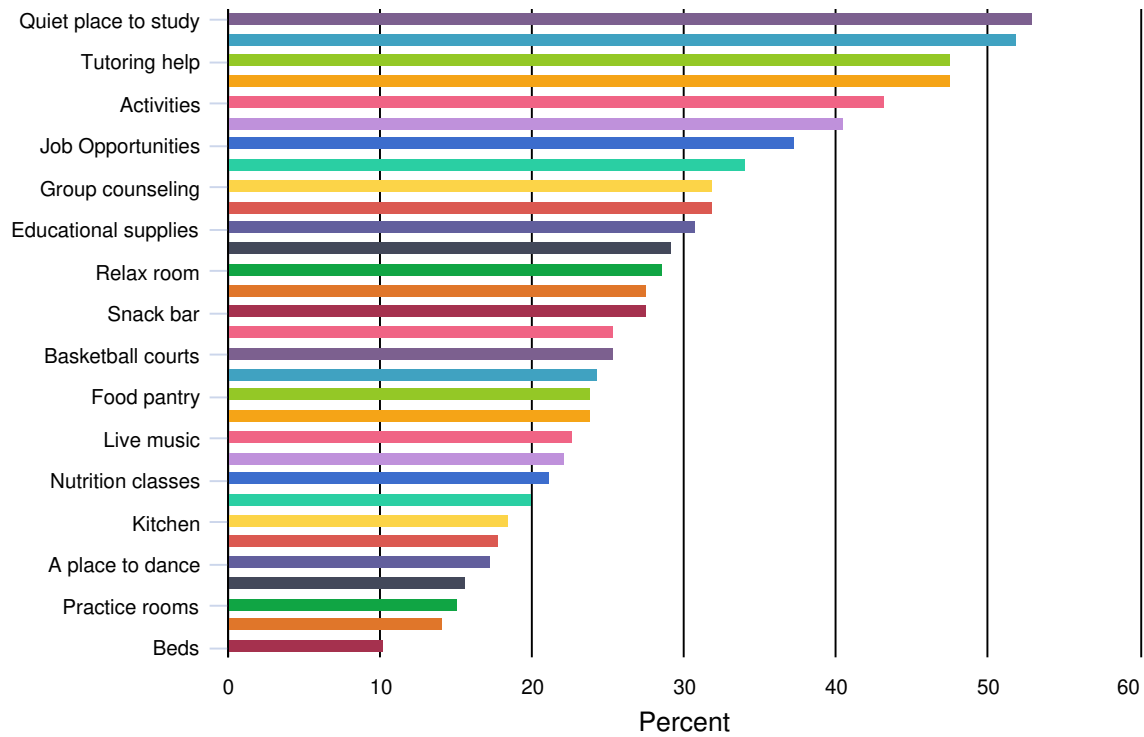
## 19. What would you like to see in a Community Youth Center? Check all that apply



















| Value                          | Percent | Responses |
|--------------------------------|---------|-----------|
| Internet/WiFi                  | 76.8%   | 142       |
| Quiet place to study           | 68.6%   | 127       |
| Tutoring help                  | 68.1%   | 126       |
| Activities                     | 68.1%   | 126       |
| A place to gather with friends | 67.6%   | 125       |
| Crafting room/creative space   | 64.3%   | 119       |
| Job Opportunities              | 61.6%   | 114       |
| Snack bar                      | 60.5%   | 112       |
| Computer lab                   | 59.5%   | 110       |
| Outdoor nature space           | 56.2%   | 104       |
| Drop-in therapist              | 55.7%   | 103       |
| Bathroom                       | 54.6%   | 101       |

| Value                |   | Percent | Responses |
|----------------------|---|---------|-----------|
| Cooking classes      |    | 53.5%   | 99        |
| Educational supplies |    | 52.4%   | 97        |
| Relax room           |    | 52.4%   | 97        |
| Live music           |    | 52.4%   | 97        |
| Basketball courts    |    | 50.3%   | 93        |
| Finance classes      |    | 48.6%   | 90        |
| Weight room          |    | 48.1%   | 89        |
| A place to dance     |    | 47.6%   | 88        |
| Nutrition classes    |    | 44.9%   | 83        |
| Food pantry          |    | 44.3%   | 82        |
| Group counseling     |    | 43.8%   | 81        |
| Fields               |  | 43.8%   | 81        |
| Open mic             |  | 41.1%   | 76        |
| Self-serve cafe      |  | 40.0%   | 74        |
| Practice rooms       |  | 38.9%   | 72        |
| Kitchen              |  | 35.1%   | 65        |
| Laundry facilities   |  | 28.6%   | 53        |
| Private shower       |  | 28.6%   | 53        |
| Beds                 |  | 17.3%   | 32        |

## 20. What are your top needs or priorities?



| Value                          | Percent | Responses |
|--------------------------------|---------|-----------|
| Quiet place to study           | 53.0%   | 98        |
| Internet/WiFi                  | 51.9%   | 96        |
| Tutoring help                  | 47.6%   | 88        |
| A place to gather with friends | 47.6%   | 88        |
| Activities                     | 43.2%   | 80        |
| Drop-in therapist              | 40.5%   | 75        |
| Job Opportunities              | 37.3%   | 69        |
| Computer lab                   | 34.1%   | 63        |
| Group counseling               | 31.9%   | 59        |
| Crafting room/creative space   | 31.9%   | 59        |
| Educational supplies           | 30.8%   | 57        |
| Outdoor nature space           | 29.2%   | 54        |

| Value              |   | Percent | Responses |
|--------------------|---|---------|-----------|
| Relax room         |    | 28.6%   | 53        |
| Finance classes    |    | 27.6%   | 51        |
| Snack bar          |    | 27.6%   | 51        |
| Bathroom           |    | 25.4%   | 47        |
| Basketball courts  |    | 25.4%   | 47        |
| Cooking classes    |    | 24.3%   | 45        |
| Food pantry        |    | 23.8%   | 44        |
| Weight room        |    | 23.8%   | 44        |
| Live music         |    | 22.7%   | 42        |
| Fields             |    | 22.2%   | 41        |
| Nutrition classes  |    | 21.1%   | 39        |
| Open mic           |  | 20.0%   | 37        |
| Kitchen            |  | 18.4%   | 34        |
| Private shower     |  | 17.8%   | 33        |
| A place to dance   |  | 17.3%   | 32        |
| Self-serve cafe    |  | 15.7%   | 29        |
| Practice rooms     |  | 15.1%   | 28        |
| Laundry facilities |  | 14.1%   | 26        |
| Beds               |  | 10.3%   | 19        |



**ResponseID    Response**

42                    College Counseling and scholarship assistance. ESL classes

44                    College planning

47                    Youth mentors

52                    Spectrum Education for Special needs

58                    Movie Room

59                    Needs to be near Rancho middle school

62                    Movie room, unique outside cafe, therapy animals like domestic animals (cat cafe) up for adoption too but also help with therapy

64                    we need fields to play sports without having to be part of a club or team,..just open space with cut grass. Vets field sucks and the Nazi soccer guys that run it suck. They act like they own it and its not fair

65                    Bowling and skating in Kmart building

67                    Drug Prevention and Substance abuse services

68                    No

75                    Bowling, swimming pool, arcade, roller blading rink, go kart track

77                    Game room: chess, Dungeon and Dragons

79                    Youth Center

81                    Idk

86                    spotify premium

88                    No

91                    Need a community center to gather with friends and learn something new together

92                    Meditation/yoga

95                    More fun for kids

99                    No

100                    Swimming

**ResponseID Response**

101 Prenatal and lactation services

102 Pool

104 Sex education and free contraception

105 Public speaking

113 N/A

114 Mentors

115 None

116 Resource center

122 No

124 Specific life tools taught to those who are turning 18 maybe connection to job corps for professional and education needs.skills

126 Library resources for life

129 Sport teams

134 Library, Clothing Pantry, Discount store

136 a/c & heat

139 No

140 Transportation

141 Transportation

142 Transportation

144 A safe place to be alone or with friends

145 Mental health facilities

146 Nah mate

148 No

149 no

**ResponseID Response**

150 no

151 Volleyball

152 Alternative to gangs; positive interaction with police/sheriffs

155 More things for kids 4 and up

157 More love less judgment

158 No

163 n/a

164 A community greenhouse/gardens, made by the community and under car of our community

165 I have created a club in high school called Radiate Positivity. We have started to tutor English Learning Students and just launched a website for them. I know one of the options was tutoring help and I believe we should have a place for Eld students to also receive help on their homework.

170 Roller rink. Mini golf spot.

173 No that is all

174 Water park

175 A water park

180 N/A

181 Pool

182 No

183 Swim ☹♀

185 No

189 No

192 No thank you

195 No

196 Nope



**ResponseID Response**

200 No

201 No

205 No

206 No

207 Ice skating

210 <https://www.smithsonianmag.com/innovation/memphis-created-nations-innovative-public-library-180978844/>

213 N/A

215 No

216 No

This report is filtered

Only show: #1 Question "Age" is one of the following answers ("Parent/Guardian/Community Member")

# Report for Community Youth Center Survey 2022

## Response Counts

Completion Rate:

91.4%



Complete



85

Partial

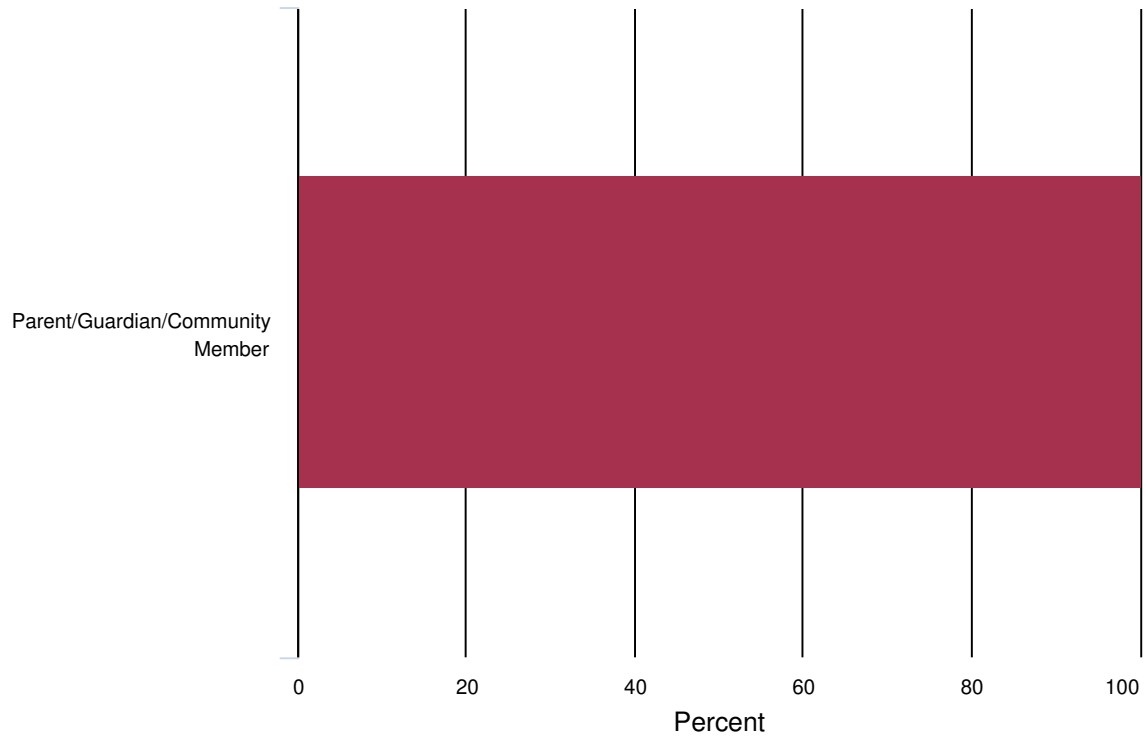



8

---

Totals: 93

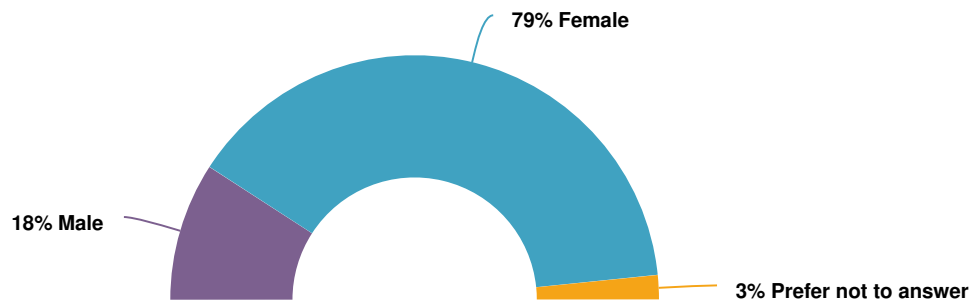
# 1. Age






| Value                            |   | Percent | Responses |
|----------------------------------|---|---------|-----------|
| Parent/Guardian/Community Member |  | 100.0%  | 93        |

Totals: 93

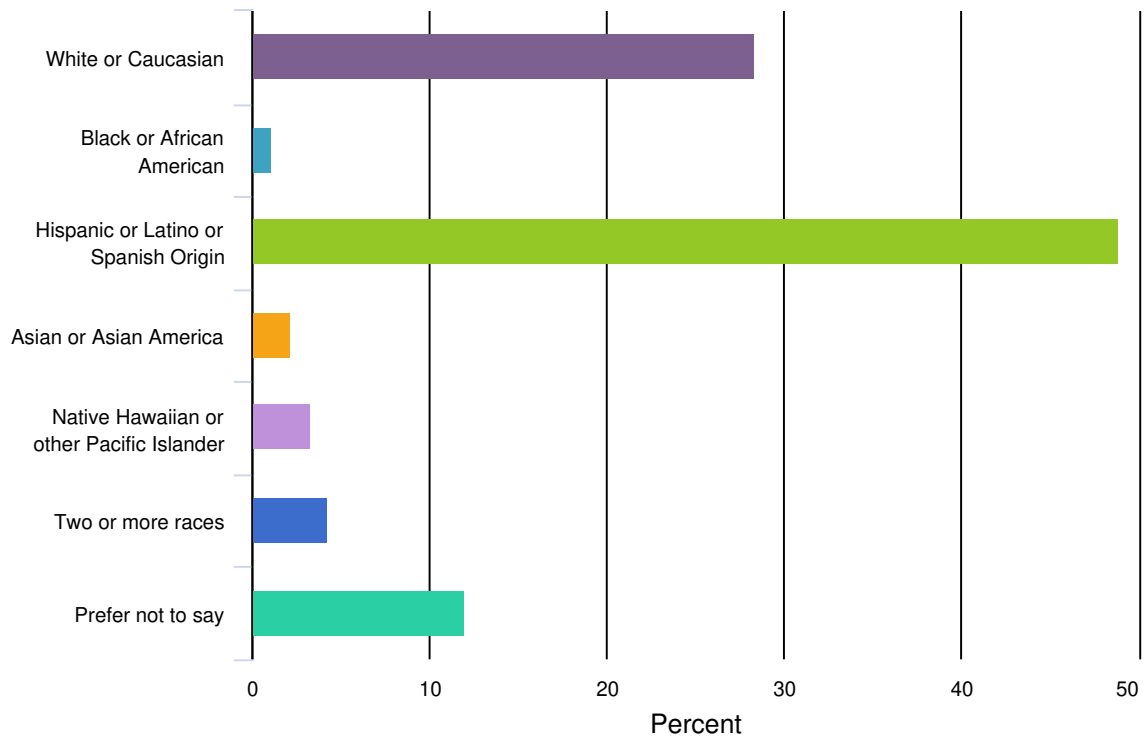
## 2. What is your gender



| Value                |   | Percent | Responses |
|----------------------|---|---------|-----------|
| Male                 |  | 18.3%   | 17        |
| Female               |  | 78.5%   | 73        |
| Prefer not to answer |  | 3.2%    | 3         |

Totals: 93

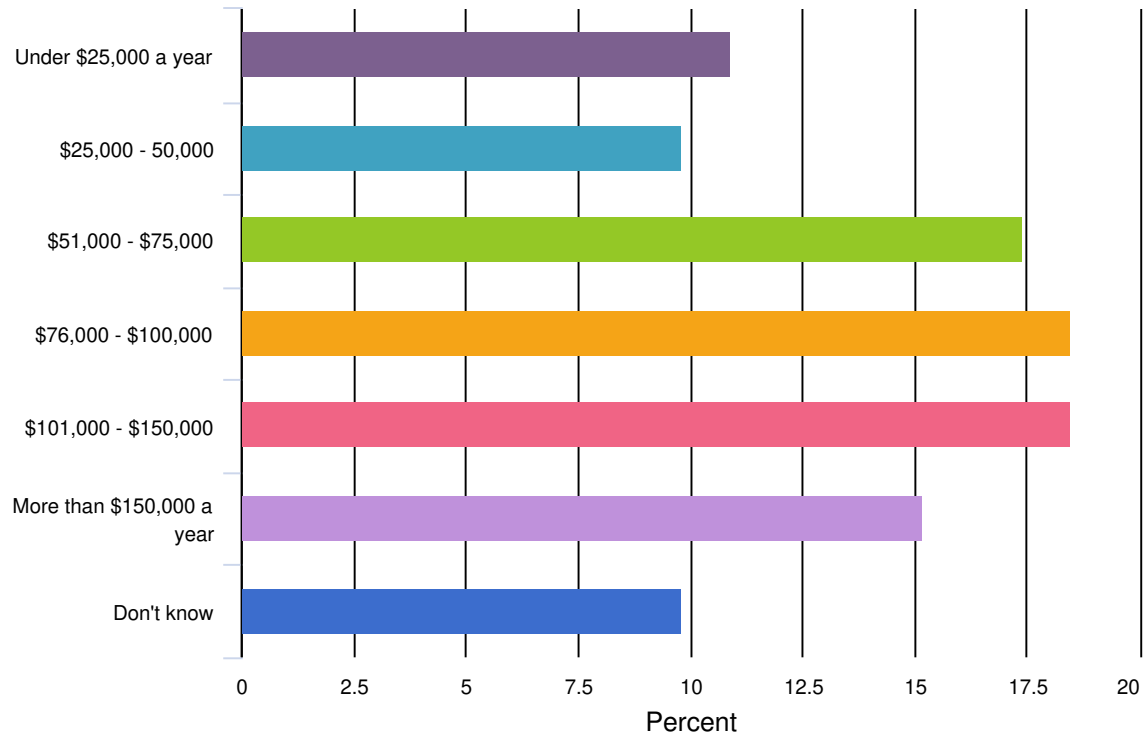
### 3. Race/Ethnicity



| Value                                     | Percent | Responses |
|---|---------|-----------|
| White or Caucasian                        | 28.3%   | 26        |
| Black or African American                 | 1.1%    | 1         |
| Hispanic or Latino or Spanish Origin      | 48.9%   | 45        |
| Asian or Asian America                    | 2.2%    | 2         |
| Native Hawaiian or other Pacific Islander | 3.3%    | 3         |
| Two or more races                         | 4.3%    | 4         |
| Prefer not to say                         | 12.0%   | 11        |

Totals: 92

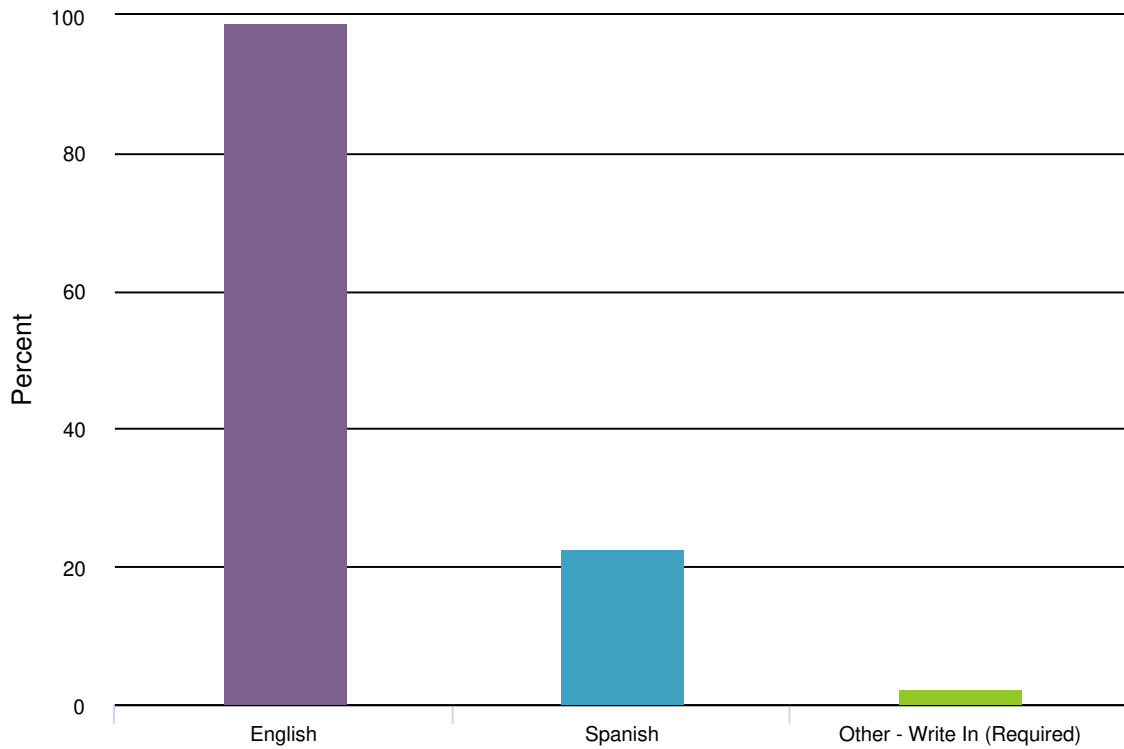
## 4. Family Income



| Value                      | Percent | Responses |
|----------------------------|---------|-----------|
| Under \$25,000 a year      | 10.9%   | 10        |
| \$25,000 - 50,000          | 9.8%    | 9         |
| \$51,000 - \$75,000        | 17.4%   | 16        |
| \$76,000 - \$100,000       | 18.5%   | 17        |
| \$101,000 - \$150,000      | 18.5%   | 17        |
| More than \$150,000 a year | 15.2%   | 14        |
| Don't know                 | 9.8%    | 9         |

Totals: 92

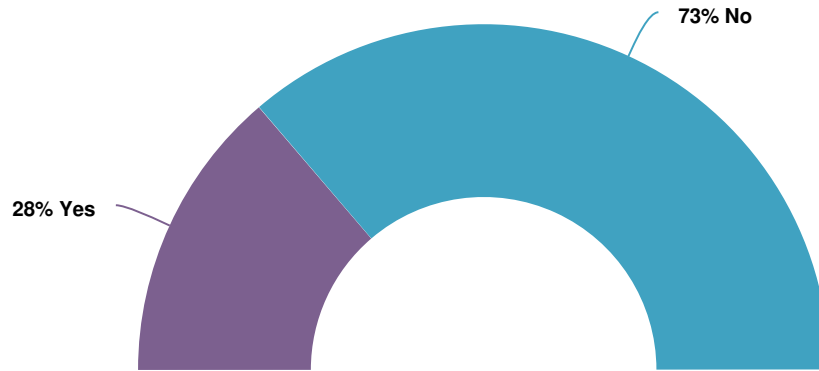
### 5. What language do you speak at home? (Check all that apply)



| Value                       | Percent | Responses |
|-----------------------------|---------|-----------|
| English                     | 98.9%   | 92        |
| Spanish                     | 22.6%   | 21        |
| Other - Write In (Required) | 2.2%    | 2         |

| Other - Write In (Required) | Count |
|-----------------------------|-------|
| English                     | 1     |
| Vietnamese                  | 1     |
| Totals                      | 2     |

6. I would like information on how I can participate in the Youth ad hoc Committee.

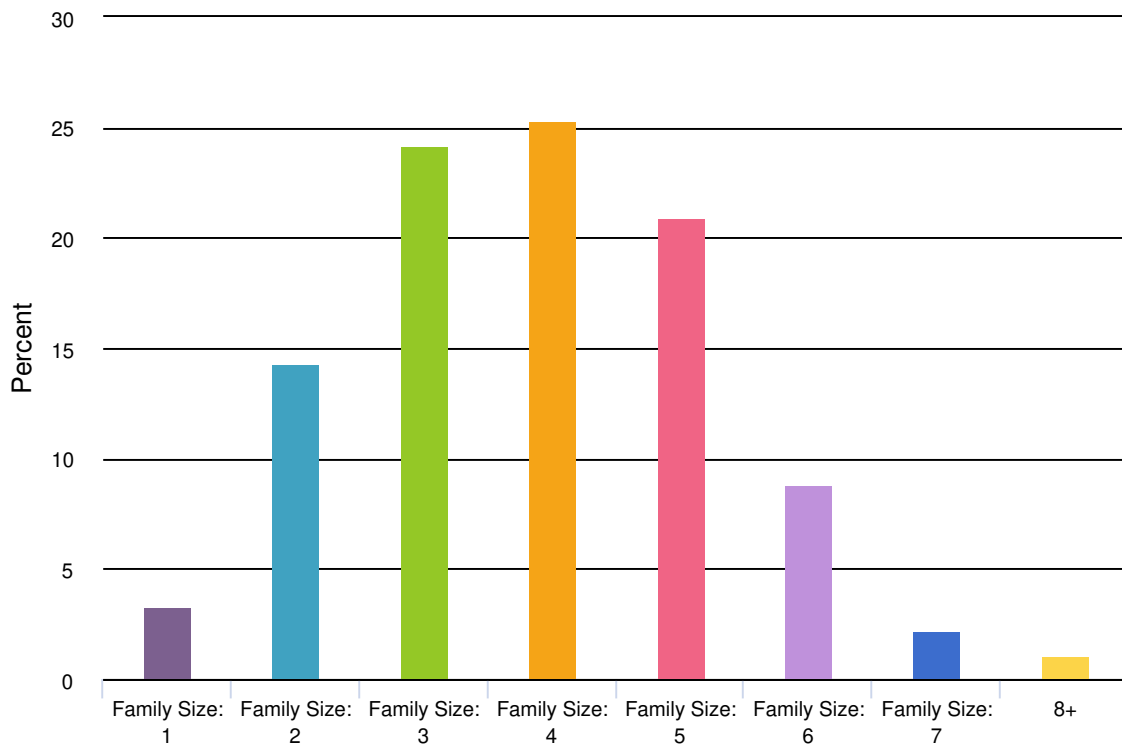


| Value |  | Percent | Responses |
|-------|--|---------|-----------|
| Yes   |  | 27.5%   | 25        |
| No    |  | 72.5%   | 66        |

Totals: 91



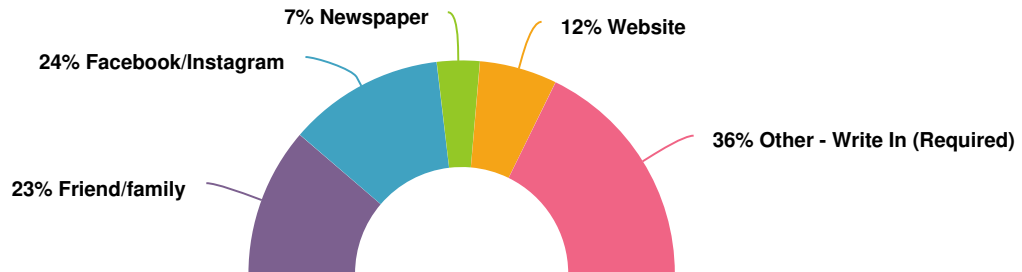
## 7. What is your family size?



| Value          | Percent | Responses |
|----------------|---------|-----------|
| Family Size: 1 | 3.3%    | 3         |
| Family Size: 2 | 14.3%   | 13        |
| Family Size: 3 | 24.2%   | 22        |
| Family Size: 4 | 25.3%   | 23        |
| Family Size: 5 | 20.9%   | 19        |
| Family Size: 6 | 8.8%    | 8         |
| Family Size: 7 | 2.2%    | 2         |
| 8+             | 1.1%    | 1         |

Totals: 91

## 8. How did you hear about this survey?

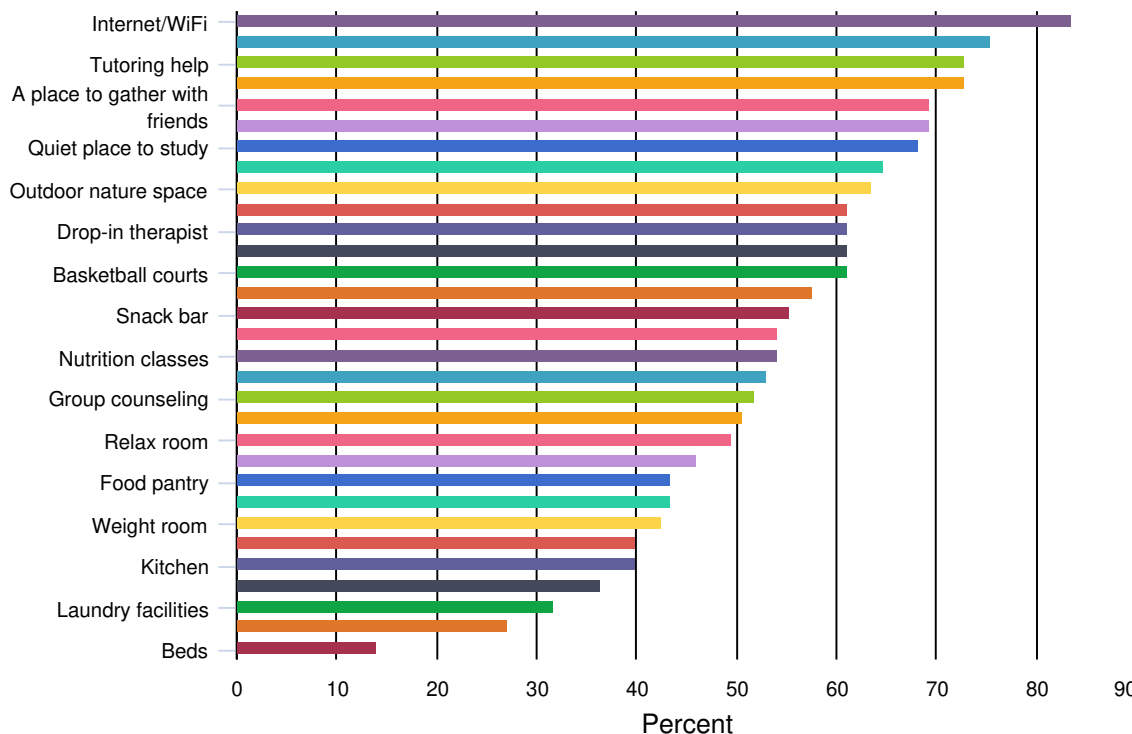


| Value                       | Percent | Responses |
|-----------------------------|---------|-----------|
| Friend/family               | 22.6%   | 21        |
| Facebook/Instagram          | 23.7%   | 22        |
| Newspaper                   | 6.5%    | 6         |
| Website                     | 11.8%   | 11        |
| Other - Write In (Required) | 35.5%   | 33        |

Totals: 93

| Other - Write In (Required)        | Count |
|------------------------------------|-------|
| Youth Expo                         | 6     |
| Text                               | 5     |
| Text message                       | 3     |
| Text message                       | 2     |
| Activity led by a committee member | 1     |
| Benito link Twitter                | 1     |
| Community Fair                     | 1     |
| Cswd                               | 1     |
| Cswd member                        | 1     |
| Email                              | 1     |
| Employer                           | 1     |
| Expo                               | 1     |
| Newsletter                         | 1     |
| Next Door                          | 1     |
| Nextdoor                           | 1     |
| Nextdoor                           | 1     |
| Nextdoor ap                        | 1     |
| Received text                      | 1     |
| Text                               | 1     |
| Text to me                         | 1     |
| Youth expo                         | 1     |
| Totals                             | 33    |

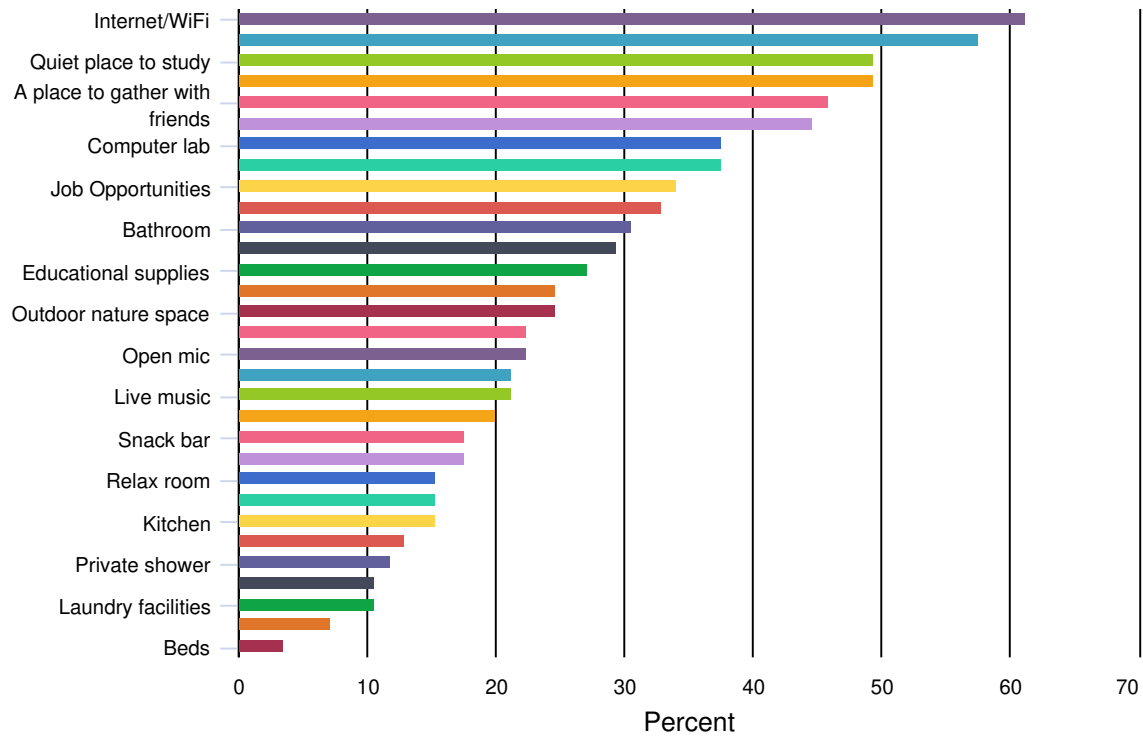
19. What would you like to see in a Community Youth Center? Check all that apply



| Value                          | Percent | Responses |
|--------------------------------|---------|-----------|
| Internet/WiFi                  | 83.5%   | 71        |
| Computer lab                   | 75.3%   | 64        |
| Tutoring help                  | 72.9%   | 62        |
| Activities                     | 72.9%   | 62        |
| A place to gather with friends | 69.4%   | 59        |
| Crafting room/creative space   | 69.4%   | 59        |
| Quiet place to study           | 68.2%   | 58        |
| Bathroom                       | 64.7%   | 55        |
| Outdoor nature space           | 63.5%   | 54        |
| Job Opportunities              | 61.2%   | 52        |
| Drop-in therapist              | 61.2%   | 52        |
| Cooking classes                | 61.2%   | 52        |

| Value                |   | Percent | Responses |
|----------------------|---|---------|-----------|
| Basketball courts    |    | 61.2%   | 52        |
| Educational supplies |    | 57.6%   | 49        |
| Snack bar            |    | 55.3%   | 47        |
| Finance classes      |    | 54.1%   | 46        |
| Nutrition classes    |    | 54.1%   | 46        |
| A place to dance     |    | 52.9%   | 45        |
| Group counseling     |    | 51.8%   | 44        |
| Live music           |    | 50.6%   | 43        |
| Relax room           |    | 49.4%   | 42        |
| Open mic             |    | 45.9%   | 39        |
| Food pantry          |    | 43.5%   | 37        |
| Fields               |  | 43.5%   | 37        |
| Weight room          |  | 42.4%   | 36        |
| Practice rooms       |  | 40.0%   | 34        |
| Kitchen              |  | 40.0%   | 34        |
| Self-serve cafe      |  | 36.5%   | 31        |
| Laundry facilities   |  | 31.8%   | 27        |
| Private shower       |  | 27.1%   | 23        |
| Beds                 |  | 14.1%   | 12        |

## 20. What are your top needs or priorities?



| Value                          | Percent | Responses |
|--------------------------------|---------|-----------|
| Internet/WiFi                  | 61.2%   | 52        |
| Tutoring help                  | 57.6%   | 49        |
| Quiet place to study           | 49.4%   | 42        |
| Activities                     | 49.4%   | 42        |
| A place to gather with friends | 45.9%   | 39        |
| Drop-in therapist              | 44.7%   | 38        |
| Computer lab                   | 37.6%   | 32        |
| Group counseling               | 37.6%   | 32        |
| Job Opportunities              | 34.1%   | 29        |
| Crafting room/creative space   | 32.9%   | 28        |
| Bathroom                       | 30.6%   | 26        |
| Basketball courts              | 29.4%   | 25        |

| Value                |   | Percent | Responses |
|----------------------|---|---------|-----------|
| Educational supplies |    | 27.1%   | 23        |
| Finance classes      |    | 24.7%   | 21        |
| Outdoor nature space |    | 24.7%   | 21        |
| Food pantry          |    | 22.4%   | 19        |
| Open mic             |    | 22.4%   | 19        |
| Fields               |    | 21.2%   | 18        |
| Live music           |    | 21.2%   | 18        |
| Cooking classes      |    | 20.0%   | 17        |
| Snack bar            |    | 17.6%   | 15        |
| Weight room          |    | 17.6%   | 15        |
| Relax room           |    | 15.3%   | 13        |
| Nutrition classes    |  | 15.3%   | 13        |
| Kitchen              |  | 15.3%   | 13        |
| A place to dance     |  | 12.9%   | 11        |
| Private shower       |  | 11.8%   | 10        |
| Practice rooms       |  | 10.6%   | 9         |
| Laundry facilities   |  | 10.6%   | 9         |
| Self-serve cafe      |  | 7.1%    | 6         |
| Beds                 |  | 3.5%    | 3         |





**ResponseID Response**

65 Bowling and skating in Kmart building

67 Drug Prevention and Substance abuse services

68 No

75 Bowling, swimming pool, arcade, roller blading rink, go kart track

77 Game room: chess, Dungeon and Dragons

79 Youth Center

92 Meditation/yoga

95 More fun for kids

101 Prenatal and lactation services

102 Pool

114 Mentors

116 Resource center

122 No

124 Specific life tools taught to those who are turning 18 maybe connection to job corps for professional and education needs.skills

126 Library resources for life

134 Library, Clothing Pantry, Discount store

136 a/c & heat

144 A safe place to be alone or with friends

145 Mental health facilities

152 Alternative to gangs; positive interaction with police/sheriffs

157 More love less judgment

170 Roller rink. Mini golf spot.

205 No

This report is filtered

Only show: #1 Question "Age" is one of the following answers ("11 and under", "12", "13", "14", "15", "16", "17", "18", "19", "20", "21", "22", "23", "24")

# Report for Community Youth Center Survey 2022

## Response Counts

Completion Rate:

87.4%



Complete



97

Partial

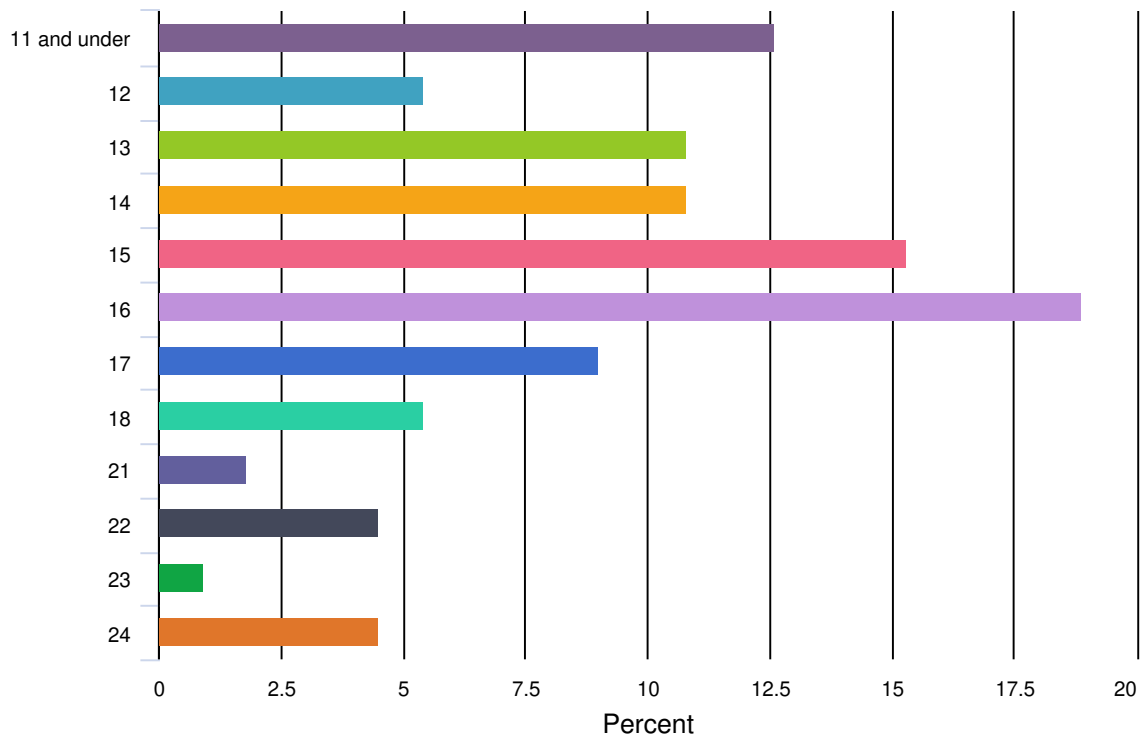


14

---

Totals: 111

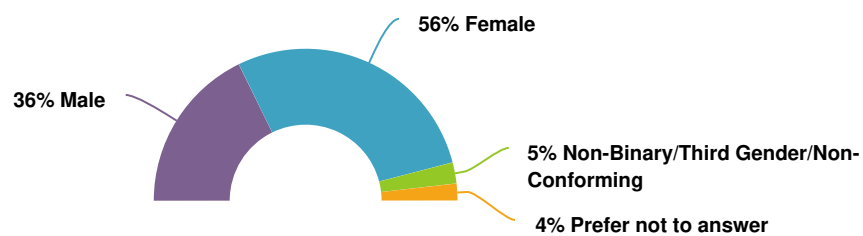
# 1. Age



| Value        | Percent | Responses |
|--------------|---------|-----------|
| 11 and under | 12.6%   | 14        |
| 12           | 5.4%    | 6         |
| 13           | 10.8%   | 12        |
| 14           | 10.8%   | 12        |
| 15           | 15.3%   | 17        |
| 16           | 18.9%   | 21        |
| 17           | 9.0%    | 10        |
| 18           | 5.4%    | 6         |
| 21           | 1.8%    | 2         |
| 22           | 4.5%    | 5         |
| 23           | 0.9%    | 1         |
| 24           | 4.5%    | 5         |

Totals: 111

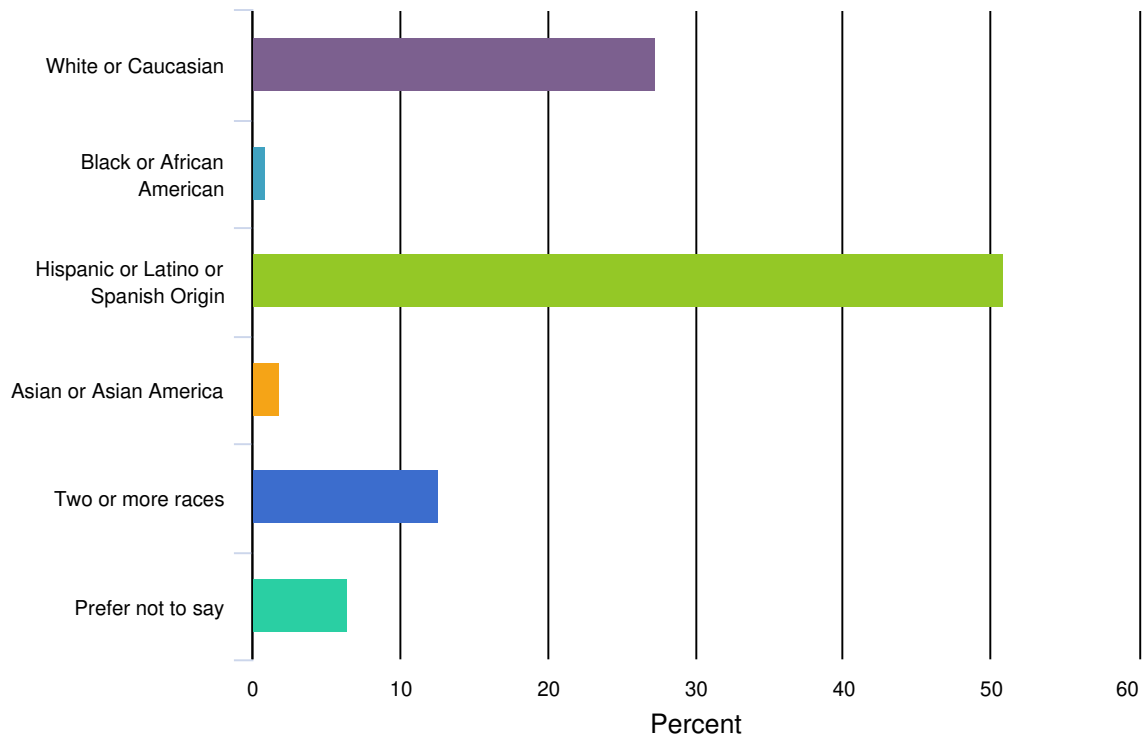
## 2. What is your gender



| Value                                  | Percent | Responses |
|--|---------|-----------|
| Male                                   | 35.5%   | 39        |
| Female                                 | 56.4%   | 62        |
| Non-Binary/Third Gender/Non-Conforming | 4.5%    | 5         |
| Prefer not to answer                   | 3.6%    | 4         |

Totals: 110

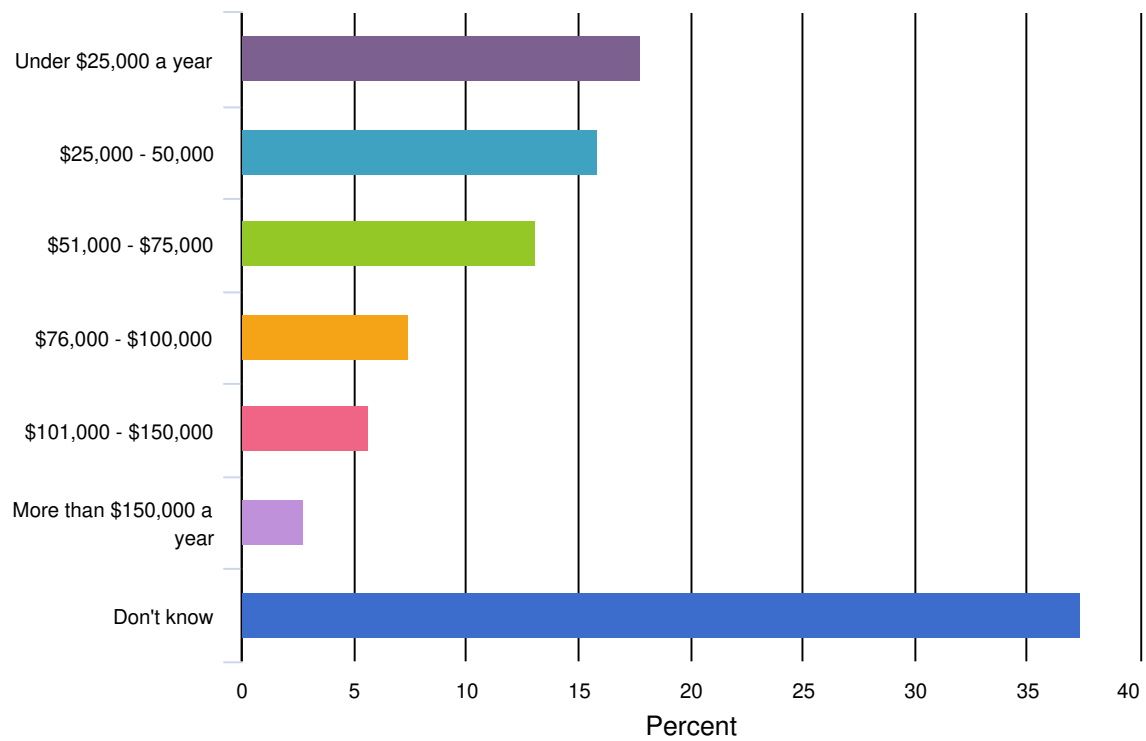
### 3. Race/Ethnicity



| Value                                | Percent | Responses |
|--------------------------------------|---------|-----------|
| White or Caucasian                   | 27.3%   | 30        |
| Black or African American            | 0.9%    | 1         |
| Hispanic or Latino or Spanish Origin | 50.9%   | 56        |
| Asian or Asian America               | 1.8%    | 2         |
| Two or more races                    | 12.7%   | 14        |
| Prefer not to say                    | 6.4%    | 7         |

Totals: 110

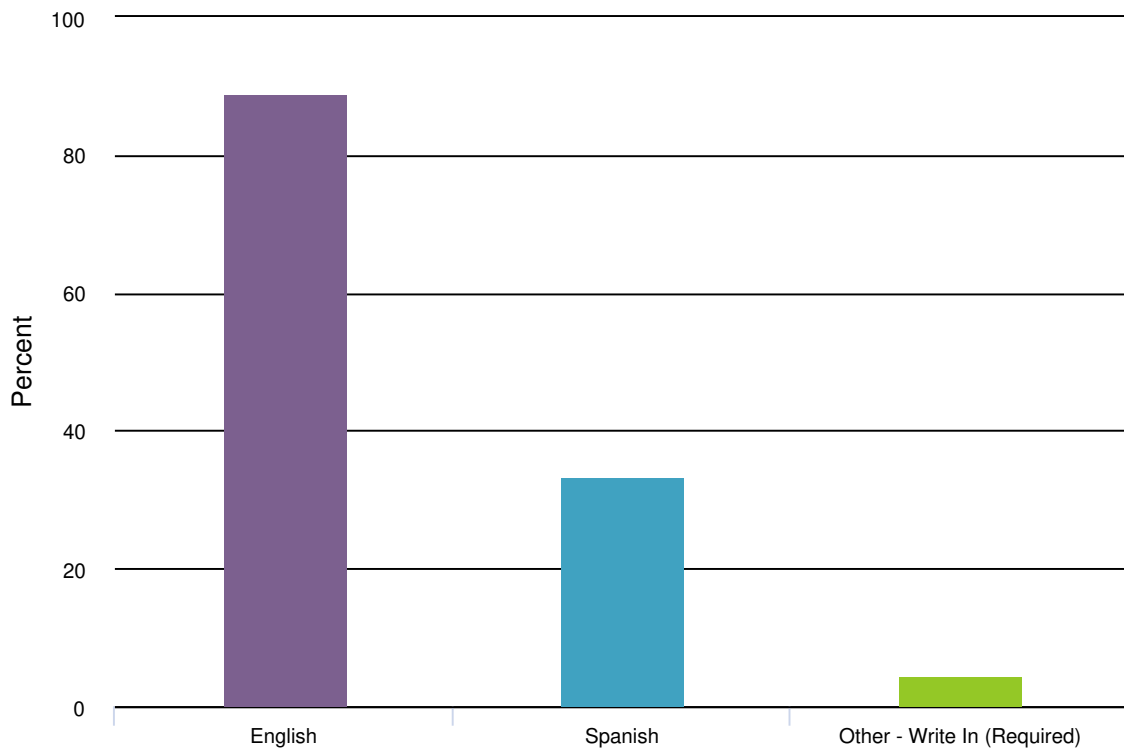
## 4. Family Income



| Value                      | Percent | Responses |
|----------------------------|---------|-----------|
| Under \$25,000 a year      | 17.8%   | 19        |
| \$25,000 - 50,000          | 15.9%   | 17        |
| \$51,000 - \$75,000        | 13.1%   | 14        |
| \$76,000 - \$100,000       | 7.5%    | 8         |
| \$101,000 - \$150,000      | 5.6%    | 6         |
| More than \$150,000 a year | 2.8%    | 3         |
| Don't know                 | 37.4%   | 40        |

Totals: 107

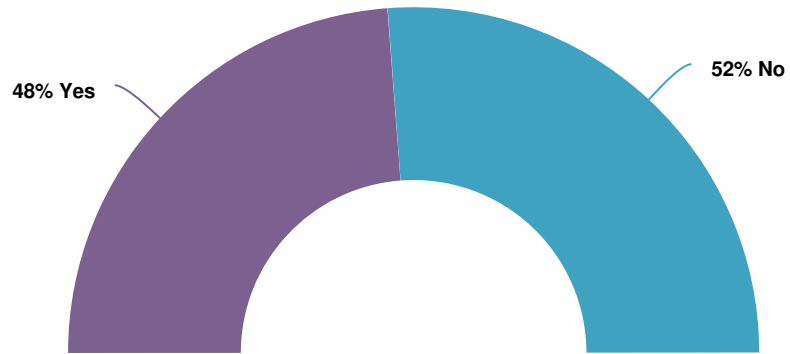
### 5. What language do you speak at home? (Check all that apply)





| Value                       | Percent | Responses |
|-----------------------------|---------|-----------|
| English                     | 88.9%   | 96        |
| Spanish                     | 33.3%   | 36        |
| Other - Write In (Required) | 4.6%    | 5         |

| Other - Write In (Required) | Count |
|-----------------------------|-------|
| Another language            | 1     |
| Dari                        | 1     |
| English Spanish             | 1     |
| Illocano                    | 1     |
| Vietnamese                  | 1     |
| Totals                      | 5     |

6. I would like information on how I can participate in the Youth ad hoc Committee.

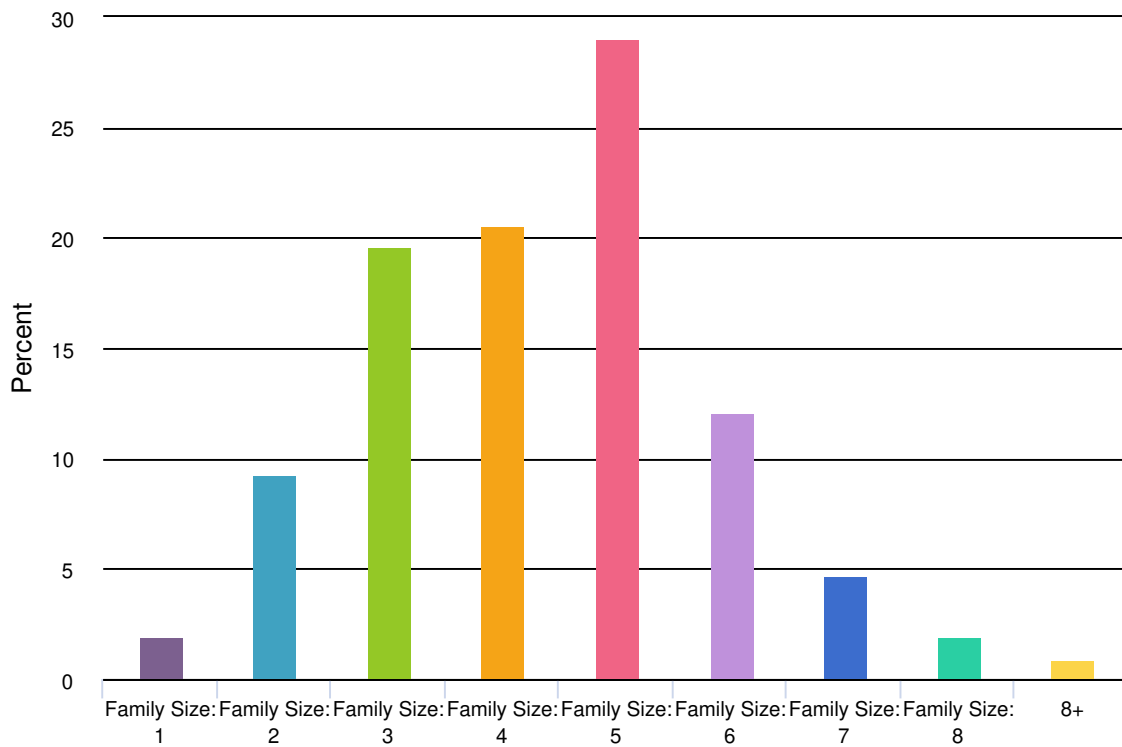


| Value |   | Percent | Responses |
|-------|---|---------|-----------|
| Yes   |  | 47.6%   | 50        |
| No    |  | 52.4%   | 55        |

Totals: 105



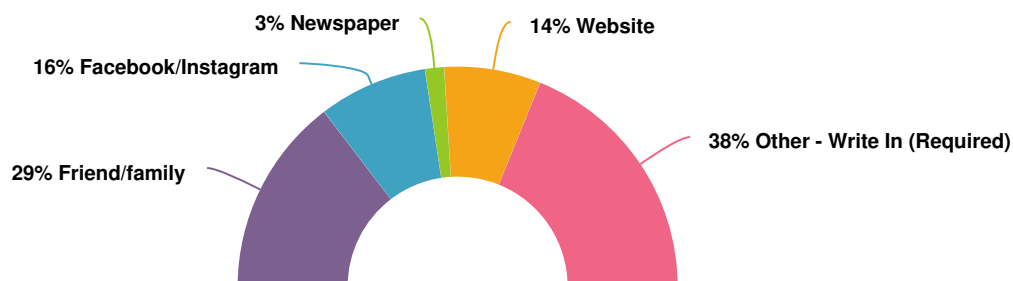
## 7. What is your family size?



| Value          | Percent | Responses |
|----------------|---------|-----------|
| Family Size: 1 | 1.9%    | 2         |
| Family Size: 2 | 9.3%    | 10        |
| Family Size: 3 | 19.6%   | 21        |
| Family Size: 4 | 20.6%   | 22        |
| Family Size: 5 | 29.0%   | 31        |
| Family Size: 6 | 12.1%   | 13        |
| Family Size: 7 | 4.7%    | 5         |
| Family Size: 8 | 1.9%    | 2         |
| 8+             | 0.9%    | 1         |

Totals: 107

## 8. How did you hear about this survey?



| Value                       | Percent | Responses |
|-----------------------------|---------|-----------|
| Friend/family               | 29.2%   | 31        |
| Facebook/Instagram          | 16.0%   | 17        |
| Newspaper                   | 2.8%    | 3         |
| Website                     | 14.2%   | 15        |
| Other - Write In (Required) | 37.7%   | 40        |

Totals: 106

| Other - Write In (Required) | Count |
|-----------------------------|-------|
| Youth group                 | 5     |
| Youth Expo                  | 3     |
| School                      | 2     |
| Youth expo                  | 2     |
| Totals                      | 40    |

| <b>Other - Write In (Required)</b>                  | <b>Count</b> |
|---|--------------|
| school  | 2            |
| A lady gave me a paper                              | 1            |
| At a public place                                   | 1            |
| At youth expo                                       | 1            |
| Church  | 1            |
| Classroom   | 1            |
| ECC is helping me, they sent a email with the link. | 1            |
| EDD   | 1            |
| Event   | 1            |
| Expo  | 1            |
| Google Classroom                                    | 1            |
| Hollister, CA Youth Expo                            | 1            |
| I heard about this survey on Google Classroom       | 1            |
| I was informed by Ms.Veronica                       | 1            |
| Memorial expo                                       | 1            |
| Pastor  | 1            |
| Received text message                               | 1            |
| School Twitter                                      | 1            |
| School workability                                  | 1            |
| Teacher   | 1            |
| Youth Expo Fair                                     | 1            |
| Youth Group   | 1            |
| Youth Group   | 1            |
| <b>Totals</b>                                       | <b>40</b>    |

**Other - Write In (Required)****Count**

Youth event

1

email

1

google classroom

1

school email

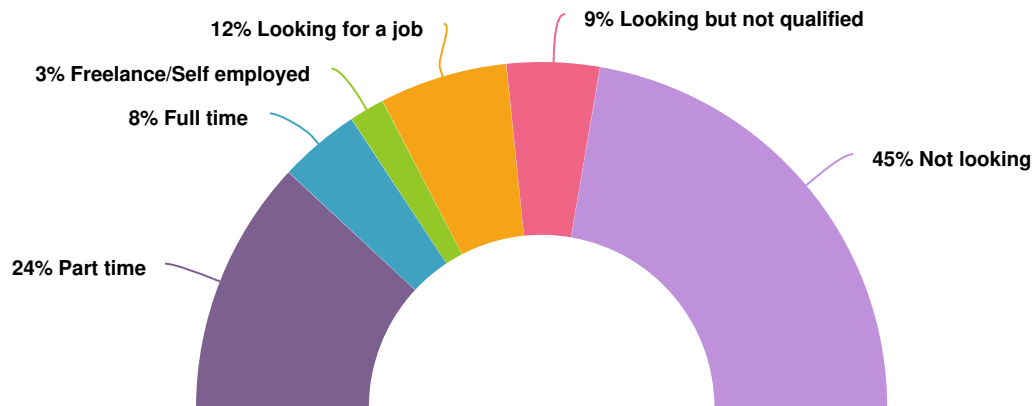
1

---

Totals

40

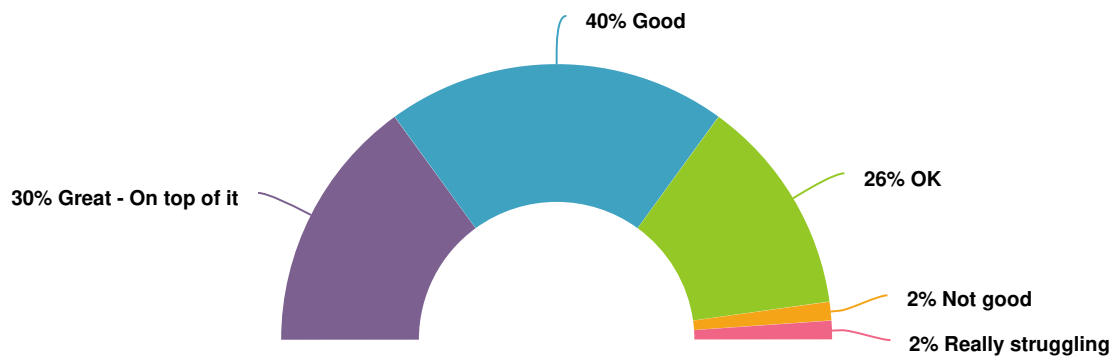
## 9. Are you employed?








| Value                     | Percent | Responses |
|---------------------------|---------|-----------|
| Part time                 | 23.9%   | 22        |
| Full time                 | 7.6%    | 7         |
| Freelance/Self employed   | 3.3%    | 3         |
| Looking for a job         | 12.0%   | 11        |
| Looking but not qualified | 8.7%    | 8         |
| Not looking               | 44.6%   | 41        |

Totals: 92

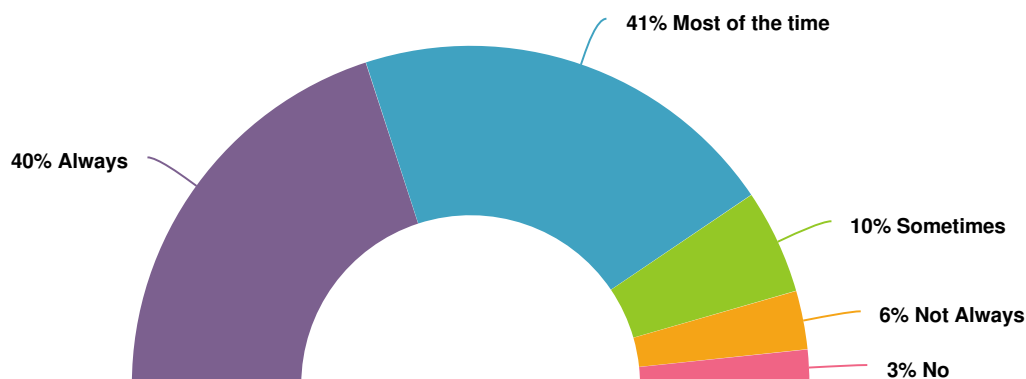
## 10. How are you doing in school?








| Value                |   | Percent | Responses |
|----------------------|---|---------|-----------|
| Great - On top of it |  | 30.0%   | 27        |
| Good                 |  | 40.0%   | 36        |
| OK                   |  | 25.6%   | 23        |
| Not good             |  | 2.2%    | 2         |
| Really struggling    |  | 2.2%    | 2         |

Totals: 90

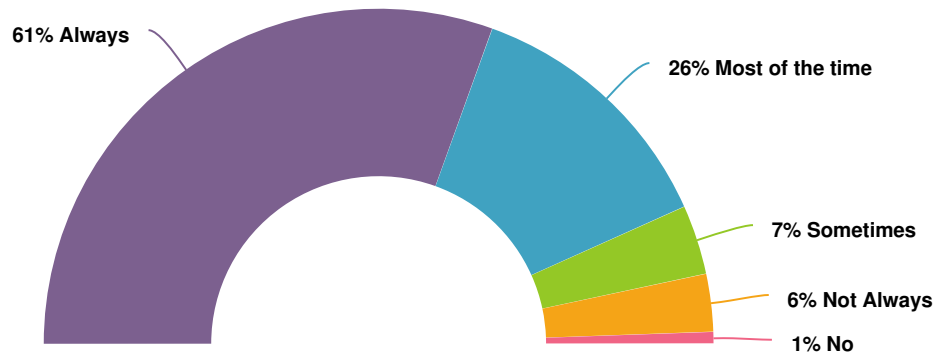
## 11. Do you have access to reliable internet?








| Value            |   | Percent | Responses |
|------------------|---|---------|-----------|
| Always           |  | 40.0%   | 36        |
| Most of the time |  | 41.1%   | 37        |
| Sometimes        |  | 10.0%   | 9         |
| Not Always       |  | 5.6%    | 5         |
| No               |  | 3.3%    | 3         |

Totals: 90

## 12. Do you have access to a computer to do your assignments?

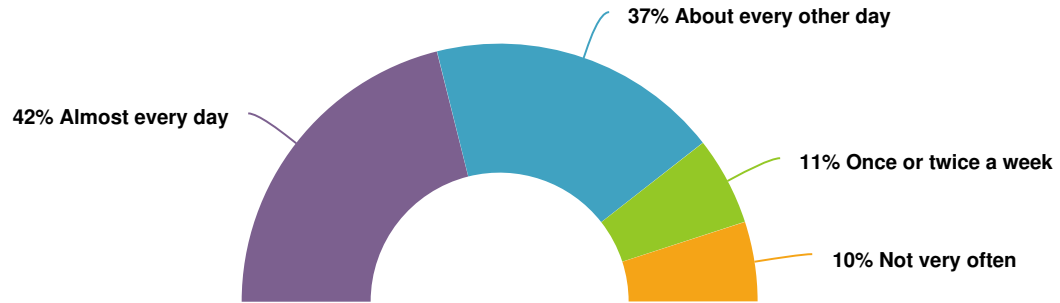






| Value            |   | Percent | Responses |
|------------------|---|---------|-----------|
| Always           |  | 61.1%   | 55        |
| Most of the time |  | 25.6%   | 23        |
| Sometimes        |  | 6.7%    | 6         |
| Not Always       |  | 5.6%    | 5         |
| No               |  | 1.1%    | 1         |

Totals: 90



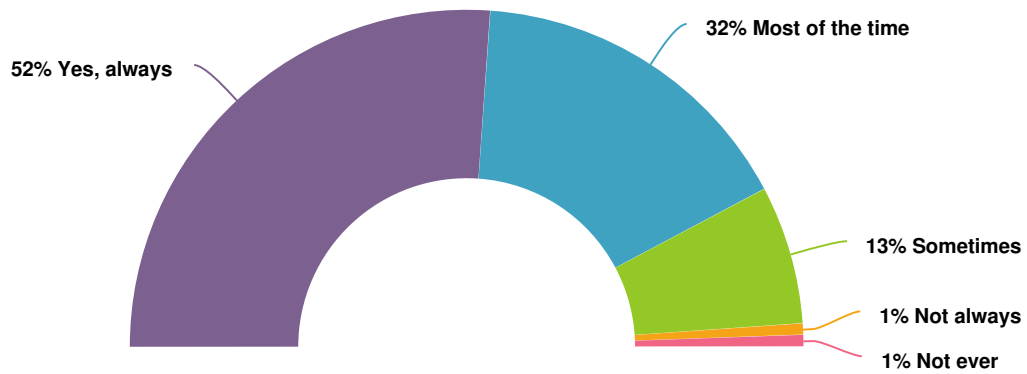
### 13. How often are you physically active?








| Value                 |   | Percent | Responses |
|-----------------------|---|---------|-----------|
| Almost every day      |  | 42.2%   | 38        |
| About every other day |  | 36.7%   | 33        |
| Once or twice a week  |  | 11.1%   | 10        |
| Not very often        |  | 10.0%   | 9         |

Totals: 90

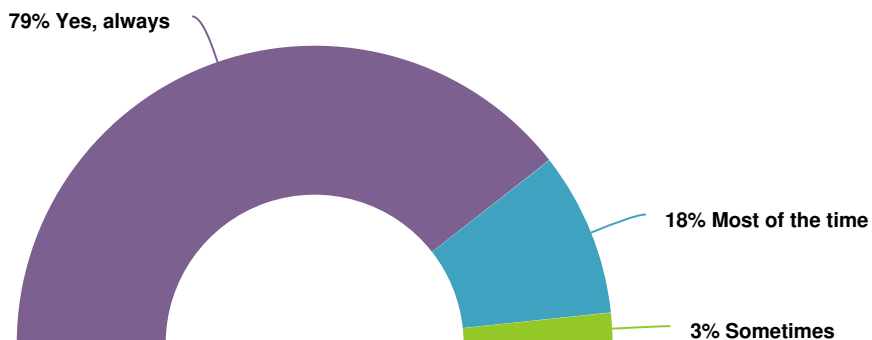
## 14. Do you have access to healthy food?



| Value            |   | Percent | Responses |
|------------------|---|---------|-----------|
| Yes, always      |  | 52.2%   | 47        |
| Most of the time |  | 32.2%   | 29        |
| Sometimes        |  | 13.3%   | 12        |
| Not always       |  | 1.1%    | 1         |
| Not ever         |  | 1.1%    | 1         |

Totals: 90

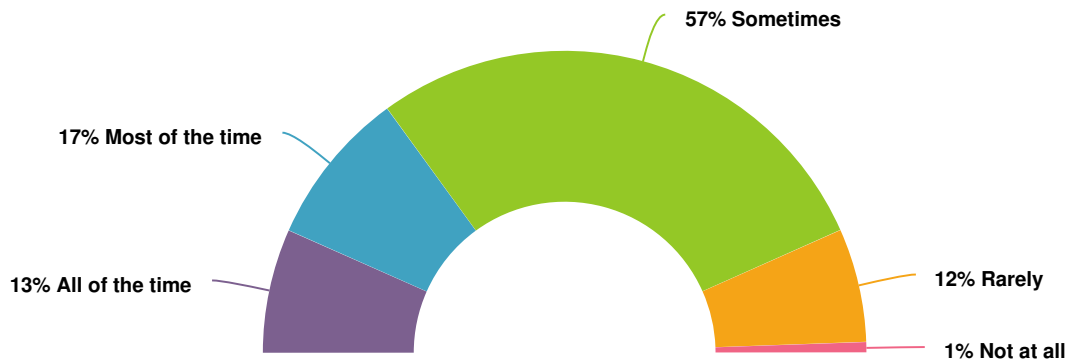
### 15. Do you have a place to prepare food?








| Value            |  | Percent | Responses |
|------------------|--|---------|-----------|
| Yes, always      |  | 78.9%   | 71        |
| Most of the time |  | 17.8%   | 16        |
| Sometimes        |  | 3.3%    | 3         |

Totals: 90

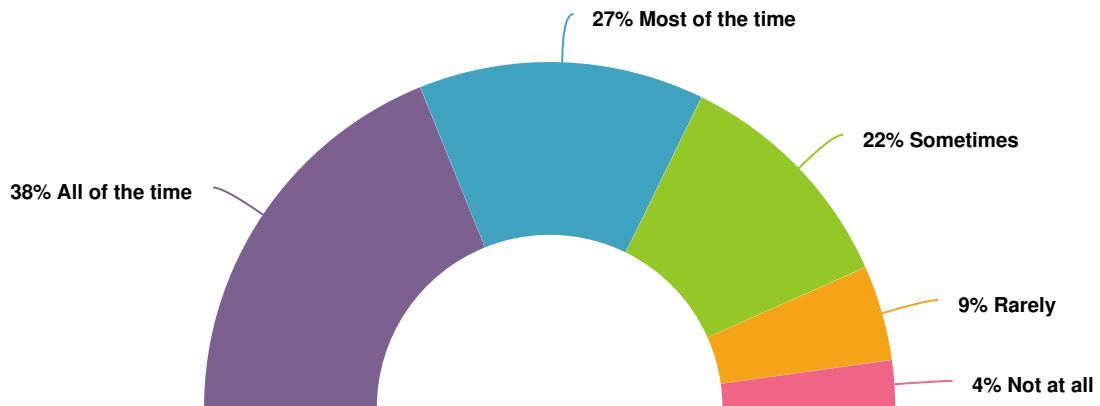
16. How often do you feel overwhelmed, frustrated or misunderstood?



| Value            |   | Percent | Responses |
|------------------|---|---------|-----------|
| All of the time  |  | 13.3%   | 12        |
| Most of the time |  | 16.7%   | 15        |
| Sometimes        |  | 56.7%   | 51        |
| Rarely           |  | 12.2%   | 11        |
| Not at all       |  | 1.1%    | 1         |

Totals: 90

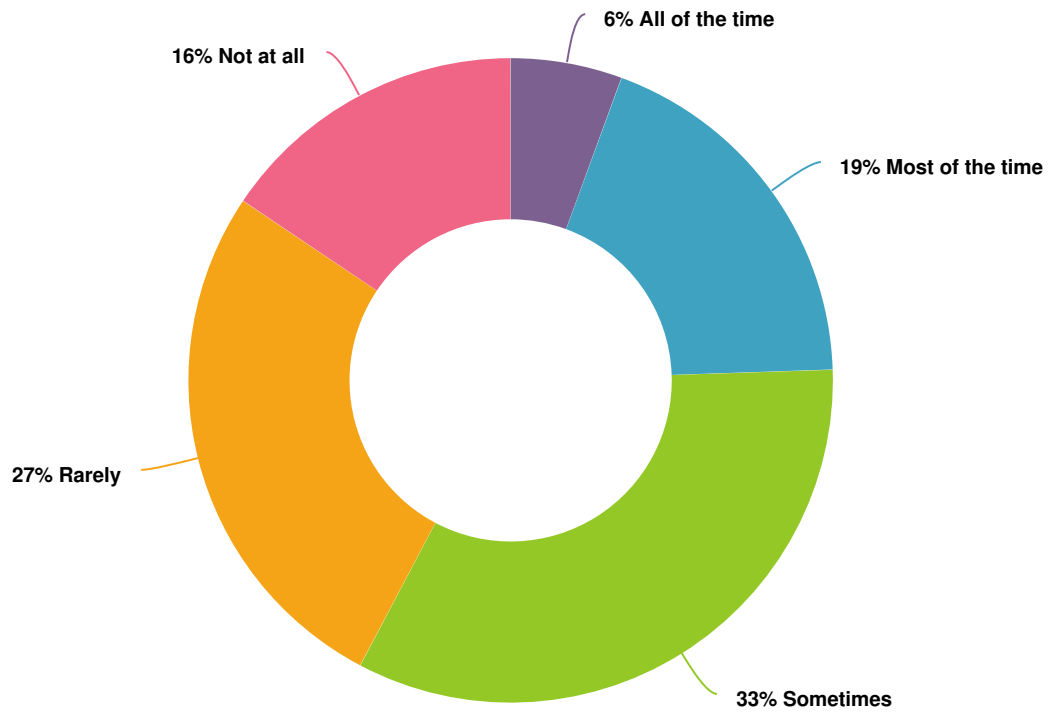
## 17. Do you have access to privacy?



| Value            |  | Percent | Responses |
|------------------|--|---------|-----------|
| All of the time  |  | 37.8%   | 34        |
| Most of the time |  | 26.7%   | 24        |
| Sometimes        |  | 22.2%   | 20        |
| Rarely           |  | 8.9%    | 8         |
| Not at all       |  | 4.4%    | 4         |

Totals: 90

## 18. Do you feel disconnected from people?

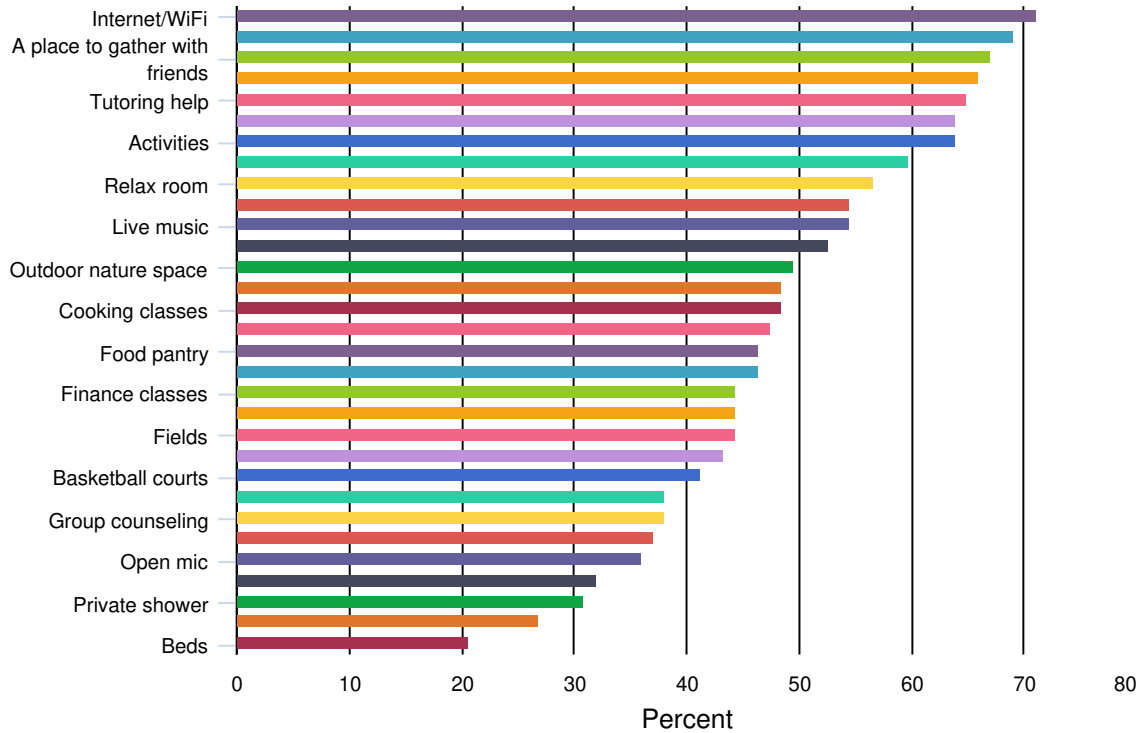


| Value            |  | Percent | Responses |
|------------------|--|---------|-----------|
| All of the time  |  | 5.6%    | 5         |
| Most of the time |  | 18.9%   | 17        |
| Sometimes        |  | 33.3%   | 30        |
| Rarely           |  | 26.7%   | 24        |
| Not at all       |  | 15.6%   | 14        |

Totals: 90

### Statistics

19. What would you like to see in a Community Youth Center? Check all that apply

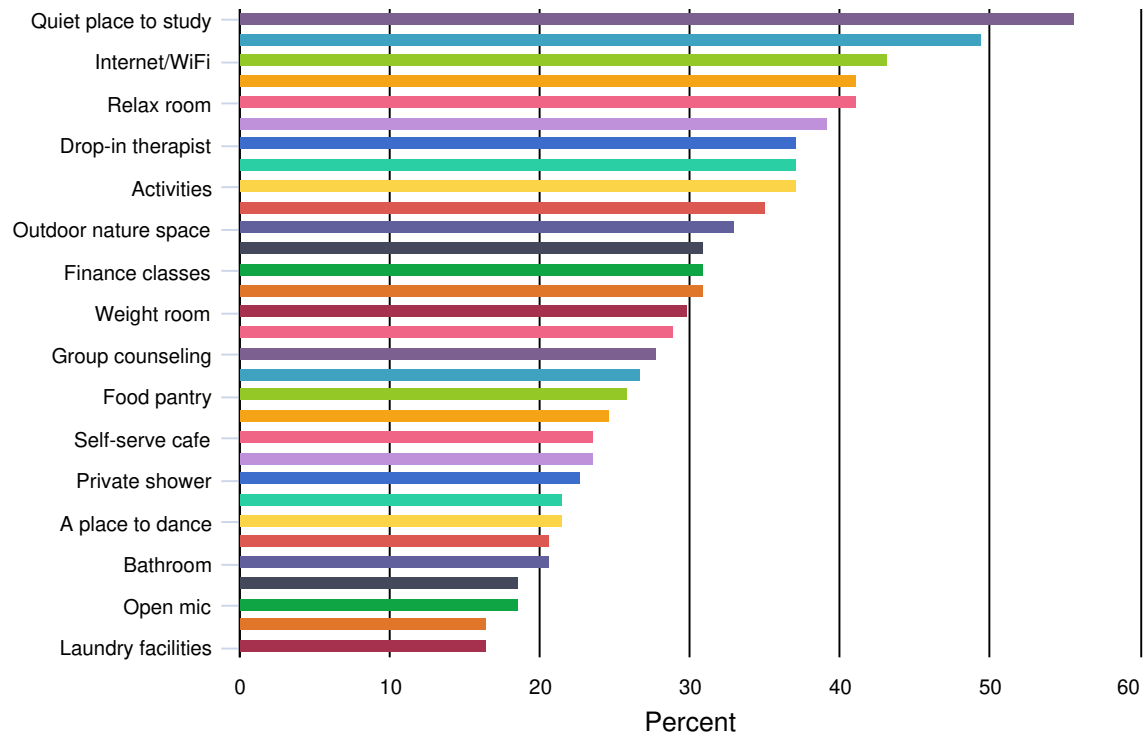


| Value                          | Percent | Responses |
|--------------------------------|---------|-----------|
| Internet/WiFi                  | 71.1%   | 69        |
| Quiet place to study           | 69.1%   | 67        |
| A place to gather with friends | 67.0%   | 65        |
| Snack bar                      | 66.0%   | 64        |
| Tutoring help                  | 64.9%   | 63        |
| Job Opportunities              | 63.9%   | 62        |
| Activities                     | 63.9%   | 62        |
| Crafting room/creative space   | 59.8%   | 58        |
| Relax room                     | 56.7%   | 55        |
| Weight room                    | 54.6%   | 53        |
| Live music                     | 54.6%   | 53        |
| Drop-in therapist              | 52.6%   | 51        |



| Value                |   | Percent | Responses |
|----------------------|---|---------|-----------|
| Outdoor nature space |    | 49.5%   | 48        |
| Educational supplies |    | 48.5%   | 47        |
| Cooking classes      |    | 48.5%   | 47        |
| Computer lab         |    | 47.4%   | 46        |
| Food pantry          |    | 46.4%   | 45        |
| Bathroom             |    | 46.4%   | 45        |
| Finance classes      |    | 44.3%   | 43        |
| Self-serve cafe      |    | 44.3%   | 43        |
| Fields               |    | 44.3%   | 43        |
| A place to dance     |    | 43.3%   | 42        |
| Basketball courts    |    | 41.2%   | 40        |
| Practice rooms       |  | 38.1%   | 37        |
| Group counseling     |  | 38.1%   | 37        |
| Nutrition classes    |  | 37.1%   | 36        |
| Open mic             |  | 36.1%   | 35        |
| Kitchen              |  | 32.0%   | 31        |
| Private shower       |  | 30.9%   | 30        |
| Laundry facilities   |  | 26.8%   | 26        |
| Beds                 |  | 20.6%   | 20        |



## 20. What are your top needs or priorities?



| Value                          | Percent | Responses |
|--------------------------------|---------|-----------|
| Quiet place to study           | 55.7%   | 54        |
| A place to gather with friends | 49.5%   | 48        |
| Internet/WiFi                  | 43.3%   | 42        |
| Job Opportunities              | 41.2%   | 40        |
| Relax room                     | 41.2%   | 40        |
| Tutoring help                  | 39.2%   | 38        |
| Drop-in therapist              | 37.1%   | 36        |
| Snack bar                      | 37.1%   | 36        |
| Activities                     | 37.1%   | 36        |
| Educational supplies           | 35.1%   | 34        |
| Outdoor nature space           | 33.0%   | 32        |
| Computer lab                   | 30.9%   | 30        |

| Value                        |   | Percent | Responses |
|------------------------------|---|---------|-----------|
| Finance classes              |    | 30.9%   | 30        |
| Crafting room/creative space |    | 30.9%   | 30        |
| Weight room                  |    | 29.9%   | 29        |
| Cooking classes              |    | 28.9%   | 28        |
| Group counseling             |    | 27.8%   | 27        |
| Nutrition classes            |    | 26.8%   | 26        |
| Food pantry                  |    | 25.8%   | 25        |
| Live music                   |    | 24.7%   | 24        |
| Self-serve cafe              |    | 23.7%   | 23        |
| Fields                       |    | 23.7%   | 23        |
| Private shower               |    | 22.7%   | 22        |
| Basketball courts            |  | 21.6%   | 21        |
| A place to dance             |  | 21.6%   | 21        |
| Kitchen                      |  | 20.6%   | 20        |
| Bathroom                     |  | 20.6%   | 20        |
| Practice rooms               |  | 18.6%   | 18        |
| Open mic                     |  | 18.6%   | 18        |
| Beds                         |  | 16.5%   | 16        |
| Laundry facilities           |  | 16.5%   | 16        |

21. Is there anything not listed that you would like to see in a community youth center?



| ResponseID | Response   |
|------------|--|
| 5          | Free karate lessons  |
| 13         | No   |
| 17         | Board games and books  |
| 21         | Parent vlass3s   |
| 25         | Field trip to explore our county and surrounding counties  |
| 27         | No   |
| 33         | No   |
| 64         | we need fields to play sports without having to be part of a club or team,..just open space with cut grass. Vets field sucks and the Nazi soccer guys that run it suck. They act like they own it and its not fair |
| 81         | ldk  |
| 86         | spotify premium  |
| 88         | No   |
| 91         | Need a community center to gather with friends and learn something new together  |

**ResponseID Response**

99 No

100 Swimming

104 Sex education and free contraception

105 Public speaking

113 N/A

115 None

129 Sport teams

139 No

140 Transportation

141 Transportation

142 Transportation

146 Nah mate

148 No

149 no

150 no

151 Volleyball

155 More things for kids 4 and up

158 No

163 n/a

164 A community greenhouse/gardens, made by the community and under car of our community

165 I have created a club in high school called Radiate Positivity. We have started to tutor English Learning Students and just launched a website for them. I know one of the options was tutoring help and I believe we should have a place for Eld students to also receive help on their homework.

173 No that is all

**ResponseID Response**

---

174 Water park

175 A water park

180 N/A

181 Pool

182 No

183 Swim ☑☑♀

185 No

189 No

192 No thank you

195 No

196 Nope

200 No

201 No

206 No

207 Ice skating

213 N/A

215 No

216 No